

INVESTMENT'Z INSIGHT

Monthly Investment Update May 2026

Index

EQUITY FUNDS

Accelerator Mid-Cap Fund	1
Equity Growth Fund	2
Equity Index Fund II	3
Pure Stock Fund	4
Premier Equity Growth Fund	6
Equity Growth Fund II	7
Accelerator Mid-Cap Pension Fund	9
Accelerator Mid-Cap Fund II	10
Equity Growth Pension Fund	12
Equity Index Pension Fund II	13
Pure Stock Pension Fund	14
Equity Fund	15
Equity Gain Fund	16
Equity Index Fund	17
Equity Index Pension Fund	18
Equity Mid-Cap Fund	19
Equity Mid-Cap Plus Fund	20
Equity Plus Fund	21
Equity Plus Pension Fund	22
Premier Equity Fund	23
Premier Equity Gain Fund	24
Pure Equity Fund	25
Blue Chip Equity Fund	26
Pure Stock Fund II	28
Flexi Cap Fund	30
Sustainable Equity Fund	32
Small Cap Fund	34
Midcap Index Fund	36
SmallCap Quality Index Fund	38
Nifty Alpha 50 Index Fund	40
Nifty 200 Alpha 30 Index Fund	41
Nifty 200 Momentum 30 Index Fund	42
Nifty 500 Multicap Momentum Quality 50 Index Fund	43
Focused 25 Fund	44
Nifty 200 Alpha 30 Index Pension Fund	45
Nifty 500 Multifactor 50 Index Fund	46
Pure Stock Pension Fund II	47
BSE 500 Enhanced Value 50 Index fund	48
Nifty 500 Multifactor 50 Index Pension Fund	49
BSE 500 Enhanced Value 50 Index Pension fund	50
BSE 500 Dividend Leaders 50 Index Fund	51
BSE 500 Quality 50 Index Fund	52
BSE 500 Dividend Leaders 50 Index Pension Fund	53
India Consumption Fund	54
BSE 500 Quality 50 Index Pension Fund	55
Opportunities Fund	56
Nifty 500 Low volatility 50 Index Fund	57
Nifty 500 Low volatility 50 Index Pension Fund	58

HYBRID FUNDS

Asset Allocation Fund	59
Asset Allocation Pension Fund	51
Asset Allocation Fund II	62
Dynamic Asset Allocation Fund	64
Asset Allocation Pension Fund II	66

Index

DEBT FUNDS

Bond Fund 67
Bond Pension Fund 69
Debt Fund 70
Debt Plus Fund 71
Debt Plus Pension Fund 72
Life Long Gain Fund 73
Long Term Debt Solution Fund 74
Bond Pension Fund II 75

LIQUID FUNDS

Liquid Fund 76
Cash Fund 77
Cash Plus Fund 78
Cash Plus Pension Fund 79
Liquid Pension Fund II 80

GUARANTEE FUNDS

Assured Return Fund 81
Pension Builder Fund 82
Balanced Equity Fund 83
Builder Bond Fund 84

DISCONTINUED FUNDS

Discontinued Pension Policy Fund 85
Discontinued Life Policy Fund 86

Fund Performance Summary

FUND PERFORMANCE SUMMARY

Type	FUND NAMES	SFIN Code	AUM in CR	Absolute Return					CAGR Return						Returns since Inception CAGR	Inception Date
				1 Month	3 Month	6 Month	1 Year	2 Year	3 Year	4 Year	5 Year	7 Year	10 Year			
Asset Allocation Fund	Asset Allocation Fund	ULIF04528/09/07/ASSETALOC116	512.3	-1.37%	-4.72%	-6.98%	-2.49%	2.97%	7.19%	8.05%	7.56%	8.37%	8.74%	9.26%	1-Oct-07	
Asset Allocation Fund	Asset Allocation Fund II	ULIF07205/12/13/ASSETALOC2116	253.9	-1.40%	-4.76%	-7.18%	-2.65%	2.70%	7.04%	7.94%	7.51%	8.62%	8.97%	9.54%	31-Mar-14	
Asset Allocation Fund	Asset Allocation Pension Fund	ULIF04628/01/08/ASALLOCPEN116	28.9	-1.46%	-5.07%	-7.31%	-2.36%	2.37%	6.65%	7.82%	7.43%	8.37%	8.91%	9.29%	27-Jan-08	
Asset Allocation Fund	Asset Allocation Pension Fund II	ULIF09917/04/25/ASPPENFDII116	1.9	-1.24%	-2.78%	-1.92%	1.76%	-	-	-	-	-	-	1.67%	19-May-25	
	CRISIL Balanced Fund – Aggressive Index			-1.14%	-4.12%	-6.20%	-2.24%	3.59%	7.71%	8.55%	7.75%	9.50%	10.14%			
Cash Fund	Cash Fund	ULIF00215/01/04/CASHFUNDLI116	19.3	0.30%	0.90%	1.85%	3.90%	4.16%	4.24%	4.02%	3.41%	3.02%	3.47%	4.99%	15-Jan-04	
Cash Fund	Cash Plus Fund	ULIF01023/07/04/CASHPLUSFU116	30.7	0.42%	1.29%	2.65%	5.68%	6.01%	6.12%	5.89%	5.29%	4.99%	5.46%	6.95%	23-Jul-04	
Cash Fund	Cash Plus Pension Fund	ULIF01618/11/04/CASHPLUPEN116	3.2	0.41%	1.27%	2.57%	5.30%	5.75%	5.92%	5.76%	5.17%	4.88%	5.32%	7.02%	18-Nov-04	
Cash Fund	Liquid Fund	ULIF02510/07/06/LIQUIDFUND116	432.1	0.43%	1.26%	2.60%	5.43%	5.79%	5.97%	5.76%	5.13%	4.79%	4.26%	6.37%	10-Jul-06	
Cash Fund	Liquid Pension Fund II	ULIF09717/04/25/LQDPENFDII116	1.7	0.39%	1.14%	2.30%	4.33%	-	-	-	-	-	-	4.31%	27-May-25	
	Crisil Liquid Fund Index			0.47%	1.53%	2.98%	5.96%	6.58%	6.82%	6.72%	6.11%	5.76%	6.19%			
Debt Fund	Debt Fund	ULIF00415/01/04/DEBTFUNDLI116	27.9	0.20%	-0.54%	-0.29%	-0.55%	4.17%	4.51%	5.00%	3.50%	3.85%	4.36%	5.39%	15-Jan-04	
Debt Fund	Debt Plus Fund	ULIF00923/07/04/DEBTPLUSFU116	41.0	0.35%	-0.20%	0.53%	1.08%	6.04%	6.37%	6.75%	5.30%	5.72%	6.26%	7.29%	23-Jul-04	
Debt Fund	Debt Plus Pension Fund	ULIF01518/11/04/DEBTPLUPEN116	3.0	0.37%	-0.09%	0.90%	1.17%	6.16%	6.43%	6.76%	5.30%	5.72%	6.50%	7.79%	18-Nov-04	
Debt Fund	Life Long Gain Fund	ULIF01123/07/04/LIFELOGAIN116	6.2	0.24%	-0.41%	0.18%	-0.39%	4.15%	4.61%	4.93%	3.48%	4.02%	4.54%	4.91%	23-Jul-04	
Debt Fund	Bond Fund	ULIF02610/07/06/BONDFUNDLI116	1,623.8	0.26%	-0.11%	0.53%	1.02%	5.76%	6.11%	6.64%	5.29%	5.81%	6.42%	7.75%	10-Jul-06	
Debt Fund	Bond Pension Fund	ULIF03524/07/06/BONDPENFUND116	9.1	0.35%	-0.21%	0.59%	0.68%	5.63%	6.04%	6.47%	5.07%	5.48%	5.87%	7.60%	24-Jul-06	
Debt Fund	Bond Pension Fund II	ULIF09817/04/25/BNDPENFDII116	0.2	-0.12%	-0.88%	0.61%	-	-	-	-	-	-	-	0.10%	2-Jun-25	
	Crisil Composite Bond Fund Index			0.26%	-0.23%	0.75%	2.08%	6.20%	6.40%	7.00%	5.70%	6.79%	7.14%			
Debt Fund	Long Term Debt Solution Fund	ULIF09019/10/23/LNTRMBTSL116	0.5	0.57%	-0.76%	0.19%	0.92%	5.65%	-	-	-	-	-	4.94%	14-Dec-23	
	CRISIL Long Term Debt Solution Index			0.43%	-0.22%	0.84%	2.55%	7.05%	-	-	-	-	-			
Large Cap Fund	Equity Gain Fund	ULIF00523/07/04/EQGAINFUND116	304.0	-1.99%	-6.46%	-10.86%	-7.47%	-0.38%	6.20%	7.33%	6.78%	8.52%	9.36%	13.16%	23-Jul-04	
Large Cap Fund	Equity Plus Fund	ULIF00723/07/04/EQPLUSFUND116	502.5	-2.15%	-7.29%	-10.88%	-6.53%	0.85%	7.55%	8.75%	8.25%	10.04%	10.92%	14.42%	23-Jul-04	
Large Cap Fund	Equity Plus Pension Fund	ULIF01218/11/04/EQUPLUSPEN116	18.6	-2.36%	-6.25%	-10.76%	-7.42%	0.25%	7.04%	8.42%	8.07%	10.02%	10.91%	14.96%	18-Nov-04	
Large Cap Fund	Premier Equity Gain Fund	ULIF02217/12/05/PREREQAIN116	20.9	-2.45%	-6.33%	-11.01%	-7.70%	-0.64%	6.11%	7.36%	6.97%	8.89%	9.84%	11.75%	17-Dec-05	
Large Cap Fund	Equity Growth Fund	ULIF02924/07/06/EQGROWFUND116	2,232.1	-1.85%	-6.25%	-10.28%	-6.45%	0.88%	7.63%	8.81%	8.25%	9.78%	10.64%	11.19%	24-Jul-06	
Large Cap Fund	Equity Growth Fund II	ULIF05106/01/10/EQTYGROWQ2116	4,033.4	-1.76%	-6.42%	-10.10%	-5.47%	1.21%	7.91%	9.08%	8.55%	10.61%	11.35%	12.43%	6-Jan-10	
Large Cap Fund	Premier Equity Growth Fund	ULIF03824/07/06/PREMEQGROW116	5.9	-2.20%	-6.44%	-9.56%	-4.74%	0.55%	7.09%	8.00%	7.35%	8.94%	9.70%	10.49%	24-Jul-06	
Large Cap Fund	Equity Growth Pension Fund	ULIF03624/07/06/EQTYGROPEN116	42.1	-2.37%	-6.60%	-11.16%	-7.60%	0.23%	7.17%	8.53%	8.18%	10.07%	10.99%	12.04%	24-Jul-06	
	Nifty 50 Index			-1.87%	-6.48%	-10.13%	-4.86%	2.24%	8.32%	9.17%	8.61%	10.21%	11.18%			
Small Cap Fund	Small Cap Fund	ULIF08717/01/23/SMALLCAPFU116	4,397.3	0.69%	4.61%	-1.11%	3.60%	6.83%	24.69%	-	-	-	-	24.75%	23-May-23	
	Nifty Smallcap 100 Index			0.73%	7.15%	1.74%	1.43%	4.24%	21.31%	-	-	-	-			
Flexi Cap Fund	Flexi Cap Fund	ULIF07917/11/21/FLXCAPFUND116	3,492.8	-1.00%	-4.29%	-7.06%	-3.43%	1.58%	11.77%	12.35%	-	-	-	12.87%	20-May-22	
	Nifty 200 Index			-0.31%	-3.24%	-6.28%	-0.98%	3.56%	12.01%	11.81%	-	-	-			
ESG Fund	Sustainable Equity Fund	ULIF08017/11/21/USEQFUND116	336.8	-1.75%	-5.29%	-10.23%	-3.95%	3.76%	11.89%	-	-	-	-	11.96%	16-Feb-23	
	NIFTY 100 ESG INDEX			-0.27%	-4.22%	-6.88%	-0.72%	4.42%	11.37%	-	-	-	-			
Focused Fund	Focused 25 Fund	ULIF09606/02/25/FOCUSED25F116	313.9	-2.37%	-7.28%	-9.26%	-2.24%	-	-	-	-	-	-	4.04%	20-Mar-25	
	NSE 100 Index			-1.16%	-4.98%	-7.96%	-2.90%	-	-	-	-	-	-			
Hybrid Fund	Dynamic Asset Allocation Fund	ULIF08617/01/23/DYNASALOC116	69.4	-1.27%	-3.89%	-5.01%	-2.43%	3.88%	-	-	-	-	-	6.35%	25-Sep-23	
	Crisil Dynamic Asset Allocation Index			-0.69%	-2.71%	-3.84%	-0.47%	4.51%	-	-	-	-	-			
	<small>*Sensex 50 Index (Equity) 45% + CRISIL Composite Bond Index (Debt) 45% + CRISIL Liquid Debt Index (Liquid) 10%</small>															
Mid Cap Fund	Equity Midcap Fund	ULIF01709/03/05/EQUIMIDFUND116	64.6	1.40%	1.40%	-3.11%	-0.25%	0.43%	12.67%	13.41%	12.03%	11.67%	11.68%	13.23%	9-Mar-05	
Mid Cap Fund	Equity Midcap Plus Fund	ULIF01809/03/05/EQUIMIDPLUS116	140.4	1.42%	1.78%	-2.22%	0.88%	2.03%	14.61%	15.15%	13.85%	13.46%	13.37%	15.79%	9-Mar-05	
Mid Cap Fund	Accelerator Mid Cap Fund	ULIF03124/07/06/ACCCEMIDCAP116	475.2	1.47%	1.76%	-2.41%	0.74%	1.56%	13.71%	14.62%	13.29%	13.44%	13.47%	14.03%	24-Jul-06	
Mid Cap Fund	Accelerator Mid Cap Fund II	ULIF05206/01/10/ACCCEMIDCA02116	5,553.6	1.32%	1.95%	-2.55%	1.83%	1.75%	15.66%	14.92%	13.21%	13.92%	14.20%	13.68%	6-Jan-10	
Mid Cap Fund	Accelerator Midcap Pension Fund	ULIF03324/07/06/ACCCEMIDPEN116	33.2	1.55%	1.96%	-2.25%	1.42%	2.41%	14.93%	15.71%	14.32%	13.95%	13.82%	14.68%	24-Jul-06	
	Nifty Midcap 50 Index			3.60%	4.32%	0.39%	9.32%	10.07%	22.41%	22.45%	19.42%	19.72%	17.88%			
Index Fund	Equity Fund	ULIF00315/01/04/EQUITYFUND116	153.6	-1.83%	-6.02%	-10.23%	-5.50%	0.83%	7.86%	8.70%	8.35%	10.45%	10.47%	10.62%	15-Jan-04	
Index Fund	Equity Index Fund	ULIF00623/07/04/EQINDEXFUND116	87.6	-1.72%	-5.77%	-9.52%	-4.05%	2.28%	9.46%	10.28%	9.92%	12.11%	12.12%	13.42%	23-Jul-04	
Index Fund	Equity Index Pension Fund	ULIF01318/11/04/EQINDEXPEN116	2.6	-1.40%	-5.72%	-9.09%	-3.47%	2.22%	9.46%	10.27%	9.88%	12.18%	12.17%	13.04%	18-Nov-04	
Index Fund	Premier Equity Fund	ULIF02117/12/05/PREREQFUND116	10.5	-1.85%	-5.89%	-9.91%	-5.09%	0.86%	7.87%	8.82%	8.38%	10.50%	10.43%	10.02%	17-Dec-05	
Index Fund	Equity Index Fund II	ULIF03024/07/06/EQTYINDEX02116	1,426.8	-1.65%	-5.66%	-9.45%	-4.09%	2.08%	8.95%	9.91%	9.34%	11.48%	11.47%	10.77%	24-Jul-06	
Index Fund	Equity Index Pension Fund II	ULIF03724/07/06/EQINDEXPEN02116	64.7	-1.58%	-5.65%	-9.16%	-3.70%	2.22%	8.89%	9.89%	9.40%	12.01%	11.96%	11.04%	24-Jul-06	
Index Fund	Blue Chip Equity Fund	ULIF06026/10/10/BLUECHIPEQ116	904.7	-1.77%	-5.95%	-9.67%	-4.32%	1.94%	9.04%	9.82%	9.45%	11.75%	11.79%	9.79%	1-Nov-10	
	Nifty 50 Index			-1.87%	-6.48%	-10.13%	-4.86%	2.24%	8.32%	9.17%	8.61%	10.21%	11.18%			
Index Fund	Midcap Index Fund	ULIF08919/10/23/MIDCAPINDFD116	654.4	2.50%	2.73%	0.04%	5.67%	6.72%	-	-	-	-	-	12.45%	28-Nov-23	
	Nifty Mid Cap 150			2.60%	3.31%	0.79%	6.84%	8.14%	-	-	-	-	-			
Index Fund	SmallCap Quality Index Fund	ULIF09103/01/24/SMCAPQIYINDF116	745.3	0.52%	2.64%	-3.81%	-0.86%	-1.20%	-	-	-	-	-	2.08%	15-Mar-24	
	Nifty SmallCap 250 Quality 50 Index			0.42%	2.87%	-3.98%	-7.92%	0.37%	-	-	-	-	-			
Index Fund	Nifty Alpha 50 Fund	ULIF09221/05/24/NYAPA50IND116	813.4	4.06%	4.99%	3.24%	5.06%	-	-	-	-	-	-	-5.03%	15-Jul-24	
	Nifty Alpha 50			3.77%	4.21%	1.32%	3.16%	-	-	-	-	-	-			
Index Fund	Nifty 200 Alpha 30 Index Fund	ULIF09321/05/24/N200AP30IN116	217.4	5.09%	4.15%	2.74%	8.13%	-	-	-	-	-	-	-4.44%	16-Sep-24	
Index Fund	Nifty 200 Alpha 30 Index Pension Fund	ULIF010217/04/25/N200A30PEN116	29.4	5.13%	4.41%	2.93%	7.95%	-	-	-	-	-	-	7.95%	30-May-25	
	Nifty 200 Alpha 30 Index			4.00%	2.11%	0.42%	6.91%	-	-	-	-	-	-			
Index Fund	Nifty 200 Momentum 30 Index Fund	ULIF09429/10/24/N200M30IN116	428.1	1.52%	-2.11%	-6.39%	-3.06%	-	-	-	-	-	-	-9.28%	16-Dec-24	
	Nifty 200 Momentum 30 Index			1.00%	-2.87%	-5.24%	-0.15%	-	-	-	-	-	-			
Index Fund	Nifty 500 Multicap Momentum Quality 50 Index Fund	ULIF09527/12/24/N500MM50IN116	576.6	2.29%	5.07%	0.42%	0.28%	-	-	-	-	-	-	14.43%	14-Feb-25	
	Nifty 500 Multicap Momentum Quality 50 Index			2.16%	4.94%	-0.08%	0.68%	-	-	-	-					

Fund Performance Summary

FUND PERFORMANCE SUMMARY

Type	FUND NAMES	SFIN Code	AUM in CR	Absolute Return					CAGR Return						Returns since Inception CAGR	Inception Date
				1 Month	3 Month	6 Month	1 Year	2 Year	3 Year	4 Year	5 Year	7 Year	10 Year			
	Nifty 500 Low volatility 50			-1.31%	-	-	-	-	-	-	-	-	-	-		
Index Fund	BSE 500 Enhanced Value 50 Index fund	ULIF010406/08/25B500EV50IN116	320.2	-0.09%	-3.09%	5.64%	-	-	-	-	-	-	-	-	8.40%	22-Sep-25
Index Fund	BSE 500 Enhanced Value 50 Index Pension Fund	ULIF010613/10/25B500EV50IP116	12.6	-0.19%	-2.91%	3.62%	-	-	-	-	-	-	-	-	3.74%	17-Nov-25
	BSE 500 Enhanced Value 50 Index			-0.28%	-4.62%	4.49%	-	-	-	-	-	-	-	-		
Index Fund	BSE 500 Dividend Leaders 50 Index Fund	ULIF010831/10/25B500DL50IN116	62.2	-2.44%	-2.67%	-	-	-	-	-	-	-	-	-	1.74%	18-Dec-25
Index Fund	BSE 500 Dividend Leaders 50 Index Pension Fund	ULIF11111/11/25B500DL50IP116	7.3	-2.44%	-0.06%	-	-	-	-	-	-	-	-	-	0.32%	16-Jan-26
	BSE 500 Dividend Leaders 50 Index			-2.29%	-2.39%	-	-	-	-	-	-	-	-	-		
Index Fund	BSE 500 Quality 50 Index Fund	ULIF011213/01/26B500QL50IN116	27.9	1.08%	5.79%	-	-	-	-	-	-	-	-	-	4.52%	16-Feb-26
Index Fund	BSE 500 Quality 50 Index Pension Fund	ULIF011306/02/26B500Q50IPF116	2.7	0.30%	-	-	-	-	-	-	-	-	-	-	0.65%	16-Mar-26
	BSE 500 Quality 50 Index			1.11%	6.00%	-	-	-	-	-	-	-	-	-		
Thematic Fund	India Consumption Fund	ULIF010906/11/25INDCONSFND116	156.2	-2.13%	-4.45%	-	-	-	-	-	-	-	-	-	-9.79%	22-Dec-25
	Nifty India Consumption Index			-1.37%	-2.39%	-	-	-	-	-	-	-	-	-		
Large and Mid Cap Fund	Opportunities Fund	ULIF011406/02/26BLOPNLC250116	137.6	-0.02%	-	-	-	-	-	-	-	-	-	-	1.99%	16-Mar-26
	Nifty Large Midcap 250			0.76%	-	-	-	-	-	-	-	-	-	-		
Ethical Fund	Pure Equity Fund	ULIF02017/12/05PUREEQFUND116	43.7	-2.48%	-1.98%	-4.05%	0.07%	3.39%	14.15%	13.27%	11.92%	13.98%	13.16%	14.47%	17-Dec-05	
Ethical Fund	Pure Stock Fund	ULIF02721/07/06PURESTKFUN116	7,200.1	-2.51%	-2.87%	-6.70%	-3.20%	2.27%	13.19%	12.23%	10.88%	13.17%	12.82%	14.51%	21-Jul-06	
Ethical Fund	Pure Stock Fund II	ULIF07709/01/17PURSTKFUN2116	4,635.1	-2.50%	-3.04%	-6.97%	-3.58%	1.98%	12.25%	11.64%	10.28%	12.24%	-	10.96%	05-Jun-17	
Ethical Fund	Pure Stock Pension Fund	ULIF04717/04/08PURESTKPEN116	8.6	-2.34%	-2.84%	-4.96%	-4.35%	-1.59%	10.68%	9.91%	7.98%	10.32%	10.18%	13.01%	17-Apr-08	
Ethical Fund	Pure Stock Pension Fund II	ULIF010017/04/25PURSTKPEN2116	21.6	-2.20%	-2.09%	-4.54%	-	-	-	-	-	-	-	-1.31%	28-Aug-25	
	Nifty 50 Index			-1.87%	-6.48%	-10.13%	-4.86%	2.24%	8.32%	9.17%	8.61%	10.21%	11.18%			
Others	Assured Return Fund	ULIF06127/01/11ASSRDRETRN116	1.6	0.21%	-0.31%	0.81%	2.08%	5.53%	5.94%	6.13%	5.00%	5.28%	5.75%	6.53%	28-Jan-11	
Others	Balanced Equity Fund	ULIF07413/05/15BALEQTYFND116	0.6	-1.94%	-3.58%	-8.42%	-4.15%	2.66%	6.65%	8.06%	7.60%	7.86%	7.85%	7.87%	8-Mar-16	
Others	Builder Bond Fund	ULIF07313/05/15BLDRBNDFND116	33.5	0.40%	-0.37%	0.64%	1.56%	5.70%	5.58%	5.73%	4.50%	5.17%	5.56%	5.66%	8-Mar-16	
Others	Discontinue Pension Policy Fund	ULIF07126/03/13DISCONPEN116	2.4	0.38%	1.20%	2.71%	5.25%	5.56%	5.93%	5.88%	5.34%	5.00%	5.26%	5.07%	9-Sep-15	
Others	Discontinued Life Policy Fund	ULIF07026/03/13DISCONLIFE116	4,317.1	0.42%	1.32%	2.69%	5.65%	6.06%	6.20%	5.99%	5.45%	5.07%	5.22%	5.25%	28-Jan-15	
Others	Pension Builder Fund	ULIF06908/02/13PENSIONBUI116	50.1	-1.54%	-3.62%	-6.89%	-4.38%	1.64%	4.36%	5.13%	4.39%	5.21%	5.61%	5.78%	1-Dec-14	
	Benchmark			-	-	-	-	-	-	-	-	-	-	-		

Note: Equity classification of Large, Mid & Small Cap is as per the AMFI classification prescribed by SEBI (as amended from time to time).

May 2026

Accelerator Mid-Cap Fund

Fund Objective

To achieve capital appreciation by investing in a diversified basket of mid cap stocks and large cap stocks.

Portfolio Allocation

	Stated (%)	Actual (%)
Equity (Net)*	60 - 100	96.86
- Large Cap Stocks		20.70
- Mid Cap Stocks		59.88
- Small Cap Stocks		19.42
- Others		0.00
Bank deposits and money market instruments	0 - 40	2.97
Net Current Assets*		0.18
Total		100.00

*Net current asset represents net of receivables and payables for investments held.
* Minimum 50% allocation to mid cap stocks
* Market-cap exposure is based on equity exposure re-scaled to 100%

Portfolio

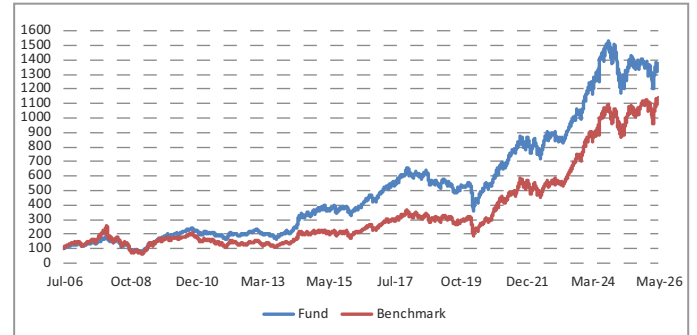
Company/Issuer	Exposure (%)
Equity	96.86%
BSE Ltd	3.97%
PB Fintech Ltd	2.98%
AU Small Finance Bank Ltd	2.63%
Persistent Systems Ltd	2.48%
Karur Vysya Bank Ltd	2.11%
State Bank of India	2.09%
LG Electronics India Ltd	2.03%
Cummins India Ltd	2.03%
Bharti Hexacom Ltd	1.97%
Indian Hotels Company Ltd	1.94%
Others	72.62%
Money Market, Deposits & Other	3.14%
Total	100.00%

Fund Details

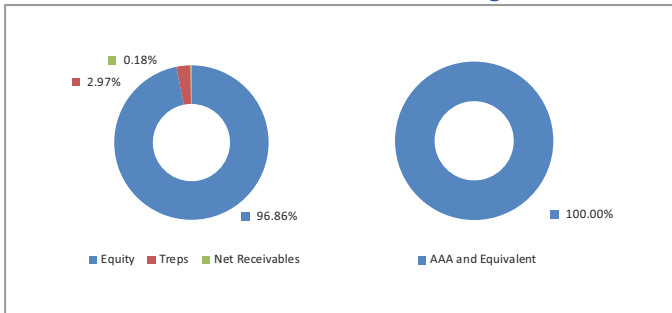
Description	
SFIN Number	ULIF03124/07/06ACCEMIDCAP116
Launch Date	24-Jul-06
Face Value	10
Risk Profile	Very High
Benchmark	NIFTY Midcap 50 Index
Fund Manager Name	Abhay Moghe
Number of funds managed by fund manager:	
Equity	33
Debt	-
Hybrid	10
NAV as on 29-May-2026	135.5841
AUM (Rs. Cr)*	475.16
Equity (Rs. Cr)	460.23
Debt (Rs. Cr)	14.10
Net current asset (Rs. Cr)	0.84

*AUM is excluding the last day unitisation.

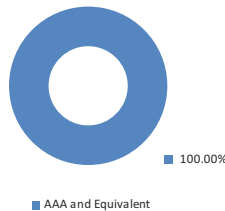
Lumpsum Investment Growth of ₹100 Since Inception



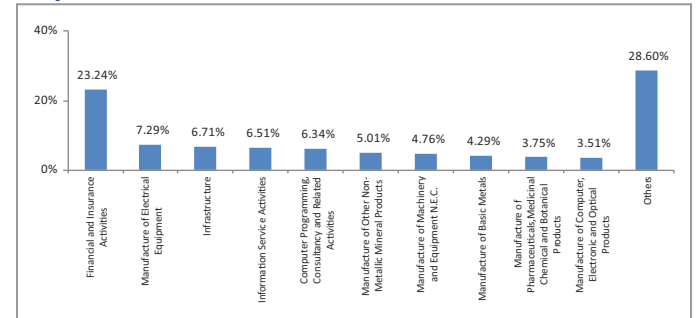
Asset Class



Rating Profile



Top 10 Sectors



Note : 'Financial & insurance activities' sector includes exposure to 'Fixed Deposits' & 'Certificate of Deposits'. Central Government Securities (including TREPS).

Performance

Period	1 Month	6 Months	1 Year	2 Years	3 Years	4 Years	5 Years	7 Years	10 Years	Inception
Fund	1.47%	-2.41%	0.74%	1.56%	13.71%	14.62%	13.29%	13.44%	13.47%	14.03%
Benchmark	3.60%	0.39%	9.32%	10.07%	22.41%	22.45%	19.42%	19.72%	17.88%	12.95%

Returns less than or equal to 1 year are absolute. Returns greater than 1 year are compounded annualised growth rate (CAGR). Past performance is not indicative of future performance

May 2026

Equity Growth Fund

Fund Objective

To provide capital appreciation through investment in select equity stocks those have the potential for capital appreciation.

Portfolio Allocation

	Stated (%)	Actual (%)
Equity	60 - 100	98.88
Bank deposits and money market instruments	0 - 40	0.92
Net Current Assets*		0.20
Total		100.00

*Net current asset represents net of receivables and payables for investments held.

Portfolio

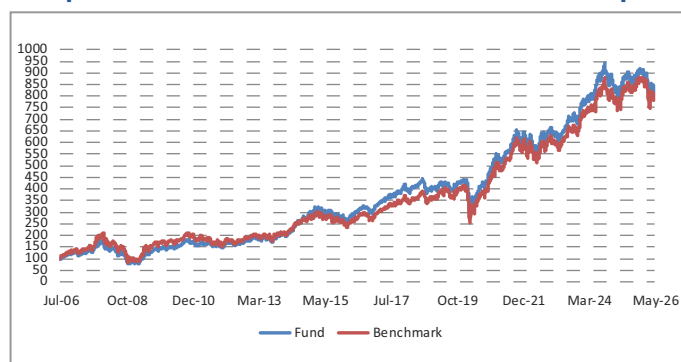
Company/Issuer	Exposure (%)
Equity	98.88%
ICICI Bank Ltd	9.21%
Reliance Industries Ltd	8.64%
HDFC Bank Ltd	7.91%
Larsen & Toubro Ltd	6.42%
Bharti Airtel Ltd	5.09%
Infosys Ltd	4.87%
Mahindra & Mahindra Ltd	3.53%
State Bank of India	3.34%
Maruti Suzuki India Ltd	2.69%
Sun Pharmaceuticals Industries Ltd	2.61%
Others	44.57%
Money Market, Deposits & Other	1.12%
Total	100.00%

Fund Details

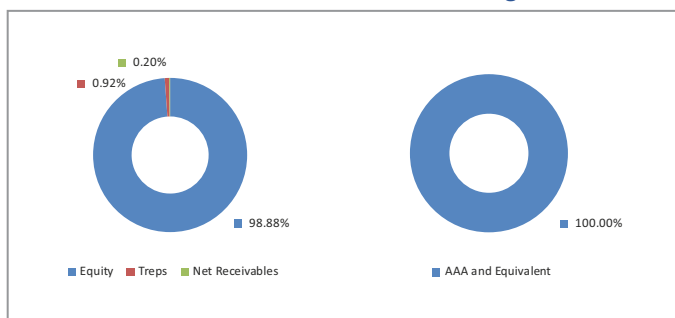
Description	
SFIN Number	ULIF02924/07/06EQGROWFUND116
Launch Date	24-Jul-06
Face Value	10
Risk Profile	Very High
Benchmark	Nifty 50 Index
Fund Manager Name	Jamil Ansari
Number of funds managed by fund manager:	
Equity	18
Debt	-
Hybrid	-
NAV as on 29-May-2026	82.2222
AUM (Rs. Cr)*	2232.07
Equity (Rs. Cr)	2207.03
Debt (Rs. Cr)	20.50
Net current asset (Rs. Cr)	4.53

*AUM is excluding the last day unitisation.

Lumpsum Investment Growth of ₹100 Since Inception

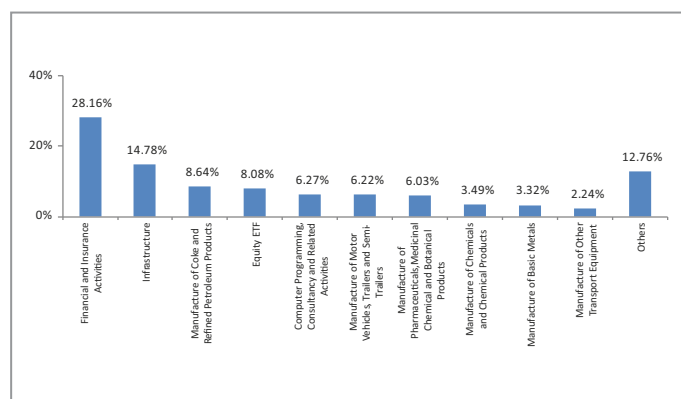


Asset Class



Rating Profile

Top 10 Sectors



Note: 'Financial & insurance activities' sector includes exposure to 'Fixed Deposits' & 'Certificate of Deposits', Central Government Securities (including TREPS).

Performance

Period	1 Month	6 Months	1 Year	2 Years	3 Years	4 Years	5 Years	7 Years	10 Years	Inception
Fund	-1.85%	-10.28%	-6.45%	0.88%	7.63%	8.81%	8.25%	9.78%	10.64%	11.19%
Benchmark	-1.87%	-10.13%	-4.86%	2.24%	8.32%	9.17%	8.61%	10.21%	11.18%	10.96%

Returns less than or equal to 1 year are absolute. Returns greater than 1 year are compounded annualised growth rate (CAGR). Past performance is not indicative of future performance

May 2026

Equity Index Fund II

Fund Objective

To provide capital appreciation through investment in equities forming part of National Stock Exchange NIFTY.

Portfolio Allocation

	Stated (%)	Actual (%)
Equity	60 - 100	98.30
Bank deposits and money market instruments	0 - 40	1.44
Net Current Assets*		0.27
Total		100.00

*Net current asset represents net of receivables and payables for investments held.

Portfolio

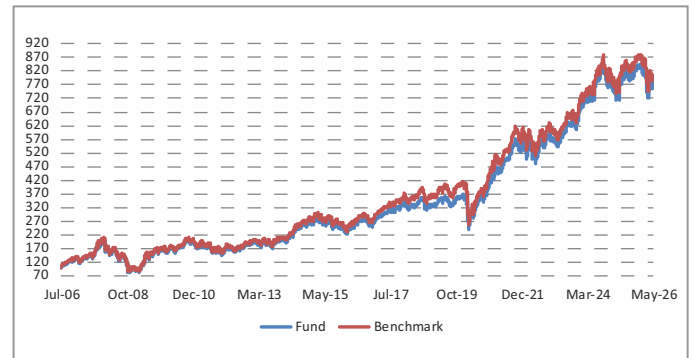
Company/Issuer	Exposure (%)
Equity	98.30%
HDFC Bank Ltd	8.84%
Reliance Industries Ltd	8.30%
ICICI Bank Ltd	6.70%
Bharti Airtel Ltd	5.56%
Larsen & Toubro Ltd	4.74%
Infosys Ltd	4.03%
State Bank of India	2.99%
Axis Bank Ltd	2.75%
ITC Ltd	2.74%
Mahindra & Mahindra Ltd	2.69%
Others	48.95%
Money Market, Deposits & Other	1.70%
Total	100.00%

Fund Details

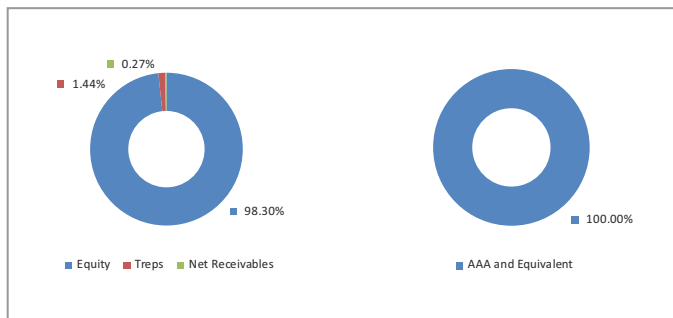
Description	
SFIN Number	ULIF03024/07/06EQTINDX02116
Launch Date	24-Jul-06
Face Value	10
Risk Profile	High
Benchmark	Nifty 50 Index
Fund Manager Name	Abhay Moghe
Number of funds managed by fund manager:	
Equity	33
Debt	-
Hybrid	10
NAV as on 29-May-2026	76.2940
AUM (Rs. Cr)*	1426.83
Equity (Rs. Cr)	1402.52
Debt (Rs. Cr)	20.52
Net current asset (Rs. Cr)	3.78

*AUM is excluding the last day unitisation.

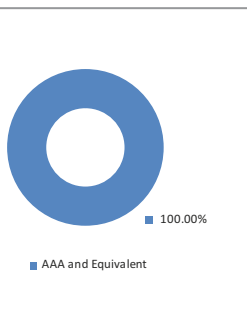
Lumpsum Investment Growth of ₹100 Since Inception



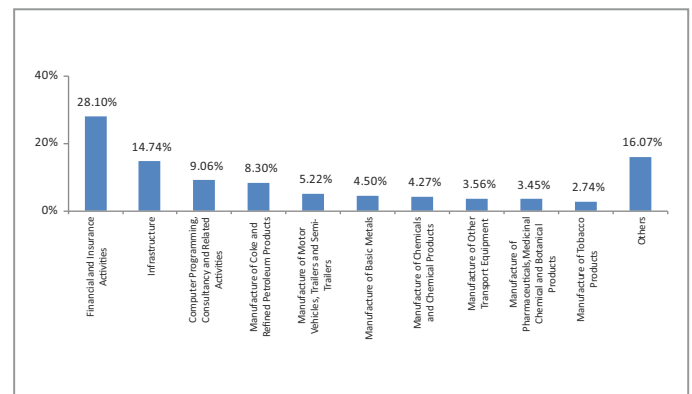
Asset Class



Rating Profile



Top 10 Sectors



Note: 'Financial & insurance activities' sector includes exposure to 'Fixed Deposits' & 'Certificate of Deposits', Central Government Securities (including TREPS).

Performance

Period	1 Month	6 Months	1 Year	2 Years	3 Years	4 Years	5 Years	7 Years	10 Years	Inception
Fund	-1.65%	-9.45%	-4.09%	2.08%	8.95%	9.91%	9.34%	11.48%	11.47%	10.77%
Benchmark	-1.87%	-10.13%	-4.86%	2.24%	8.32%	9.17%	8.61%	10.21%	11.18%	10.96%

Returns less than or equal to 1 year are absolute. Returns greater than 1 year are compounded annualised growth rate (CAGR). Past performance is not indicative of future performance

May 2026

Pure Stock Fund

Fund Objective

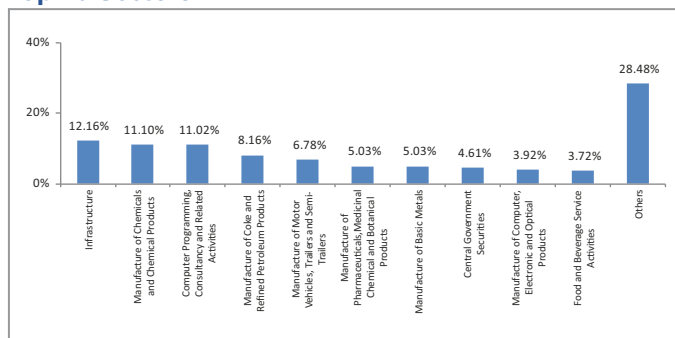
To specifically exclude companies dealing in gambling, contests, liquor, entertainment (films, TV etc.), hotels, banks and financial institutions.

Portfolio Allocation

	Stated (%)	Actual (%)
Equity	60 - 100	95.81
Government treasury bills (Non-interest bearing)	0 - 40	4.61
Net Current Assets*		-0.42
Total		100.00

*Net current asset represents net of receivables and payables for investments held.

Top 10 Sectors



Note : 'Financial & insurance activities' sector includes exposure to 'Fixed Deposits' & 'Certificate of Deposits' Central Government Securities (including TREPS).

Fund Details

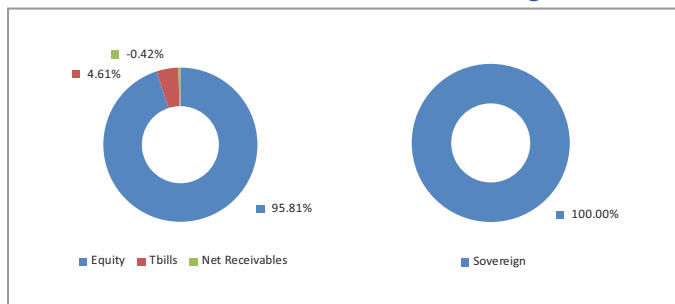
Description	
SFIN Number	ULIF02721/07/06PURESTKFUN116
Launch Date	21-Jul-06
Face Value	10
Risk Profile	Very High
Benchmark	Nifty 50 Index
Fund Manager Name	Jamil Ansari
Number of funds managed by fund manager:	
Equity	18
Debt	-
Hybrid	-
NAV as on 29-May-2026	147.7341
AUM (Rs. Cr)	7200.14
Equity (Rs. Cr)	6898.11
Debt (Rs. Cr)	332.22
Net current asset (Rs. Cr)	-30.19

*AUM is excluding the last day unitisation.

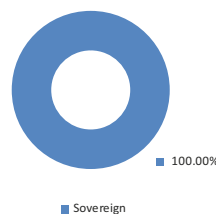
Portfolio

Company/Issuer	Exposure (%)
Equity	95.81%
Reliance Industries Ltd	8.16%
Bharti Airtel Ltd	5.10%
Infosys Ltd	4.55%
Maruti Suzuki India Ltd	3.86%
Larsen & Toubro Ltd	3.72%
Hindustan Unilever Ltd	3.62%
Tata Consultancy Services Ltd	3.07%
LG Electronics India Ltd	3.06%
Mahindra & Mahindra Ltd	2.31%
Coal India Ltd	1.68%
Sun Pharmaceuticals Industries Ltd	1.68%
UltraTech Cement Ltd	1.66%
NTPC Ltd	1.66%
Asian Paints Ltd	1.65%
Titan Company Ltd	1.60%
Eternal Ltd	1.46%
HCL Technologies Ltd	1.38%
Tata Steel Ltd	1.37%
KSB Ltd	1.34%
Hindalco Industries Ltd	1.30%
Power Grid Corporation of India Ltd	1.25%
JSW Steel Ltd	1.20%
Crompton Greaves Consumer Electricals Ltd	1.17%
Tech Mahindra Ltd	1.16%
Godrej Consumer Products Ltd	1.10%
Varun Beverages Ltd	1.10%
Nestle India Ltd	1.03%
Hero MotoCorp Ltd	1.02%
Havells India Ltd	0.99%
Apollo Tyres Ltd	0.99%
Vishal Mega Mart Ltd	0.94%
Travel Food Services Ltd	0.92%
Procter & Gamble Hygiene and Health Care Ltd	0.89%

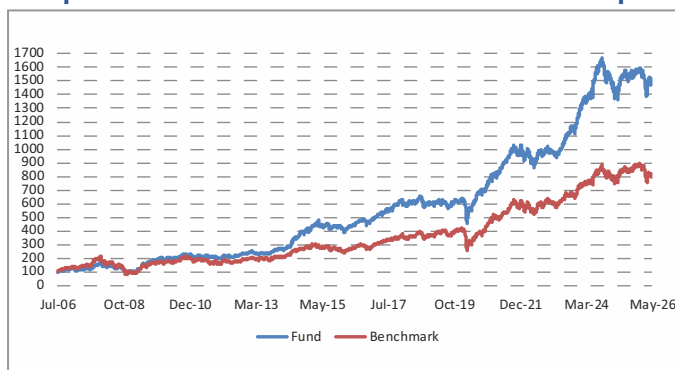
Asset Class



Rating Profile



Lumpsum Investment Growth of ₹100 Since Inception



Portfolio

Company/Issuer	Exposure (%)
Medplus Health Services Ltd	0.88%
Bharat Electronics Ltd	0.86%
BASF India Ltd	0.85%
MRF Ltd	0.82%
Dr Reddys Laboratories Ltd	0.81%
Lenskart Solutions Ltd	0.80%
Voltas Ltd	0.79%
Restaurant Brands Asia Ltd	0.79%
Dabur India Ltd	0.74%
Supreme Industries Ltd	0.74%
Sapphire Foods India Ltd	0.72%
Bayer CropScience Ltd	0.71%
Clean Science and Technology Ltd	0.69%
Cipla Ltd	0.69%
Deepak Nitrite Ltd	0.66%
Oil & Natural Gas Corporation Ltd	0.66%
Axis Nifty IT ETF	0.65%
AIA Engineering Ltd	0.62%
Voltamp Transformers Ltd	0.62%
Carraro India Ltd	0.61%
Devyani International Ltd	0.61%
Tata Consumer Products Ltd	0.58%
Brainbees Solutions Ltd	0.57%
ICICI Prudential IT ETF	0.55%
Colgate-Palmolive (India) Ltd	0.55%
Tube Investments of India Ltd	0.53%
Sanofi Consumer Healthcare India Ltd	0.53%
Wework India Management Ltd	0.53%
MphasiS Ltd	0.53%
Aarti Industries Ltd	0.52%
Schaeffler India Ltd	0.51%
Inox India Ltd	0.50%
Aditya Birla Lifestyle Brands Ltd	0.46%
Varroc Engineering Ltd	0.46%
Others	5.70%
Money Market, Deposits & Other	4.19%
Total	100.00%

Performance

Period	1 Month	6 Months	1 Year	2 Years	3 Years	4 Years	5 Years	7 Years	10 Years	Inception
Fund	-2.51%	-6.70%	-3.20%	2.27%	13.19%	12.23%	10.88%	13.17%	12.82%	14.51%
Benchmark	-1.87%	-10.13%	-4.86%	2.24%	8.32%	9.17%	8.61%	10.21%	11.18%	11.03%

Returns less than or equal to 1 year are absolute. Returns greater than 1 year are compounded annualised growth rate (CAGR). Past performance is not indicative of future performance

May 2026

Premier Equity Growth Fund

Fund Objective

To provide capital appreciation through investment in selected equity stocks that have the potential for capital appreciation.

Portfolio Allocation

	Stated (%)	Actual (%)
Equity*	60 - 100	93.99
Bank deposits and money market instruments	0 - 40	5.47
Net Current Assets*		0.54
Total		100.00

*Net current asset represents net of receivables and payables for investments held.
*Including Share Warrants

Portfolio

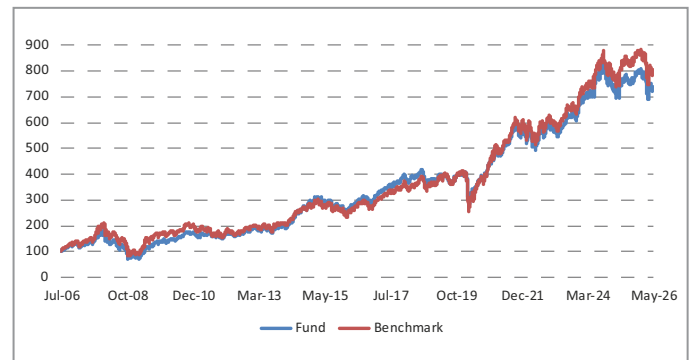
Company/Issuer	Exposure (%)
Equity	93.99%
Reliance Industries Ltd	8.65%
HDFC Bank Ltd	7.96%
Larsen & Toubro Ltd	7.45%
Infosys Ltd	4.93%
Mahindra & Mahindra Ltd	4.68%
State Bank of India	3.88%
UTI Bank ETF	3.69%
Bharti Airtel Ltd	3.63%
Bajaj Finance Ltd	3.29%
Tata Steel Ltd	3.22%
Others	42.62%
Money Market, Deposits & Other	6.01%
Total	100.00%

Fund Details

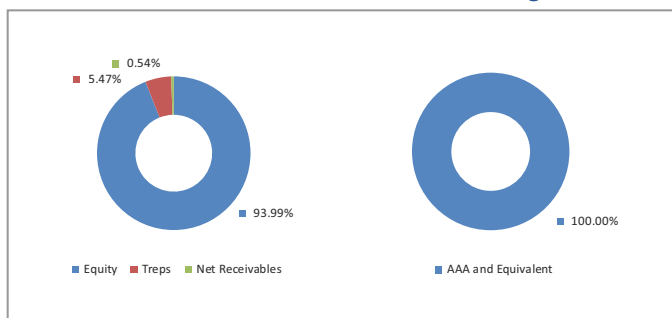
Description	
SFIN Number	ULIF03824/07/06PREMEQGROW116
Launch Date	24-Jul-06
Face Value	10
Risk Profile	Very High
Benchmark	Nifty 50 Index
Fund Manager Name	Jamil Ansari
Number of funds managed by fund manager:	
Equity	18
Debt	-
Hybrid	-
NAV as on 29-May-2026	72.5227
AUM (Rs. Cr)*	5.85
Equity (Rs. Cr)	5.50
Debt (Rs. Cr)	0.32
Net current asset (Rs. Cr)	0.03

*AUM is excluding the last day unitisation.

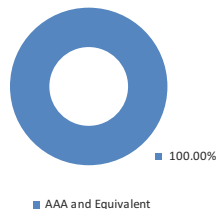
Lumpsum Investment Growth of ₹100 Since Inception



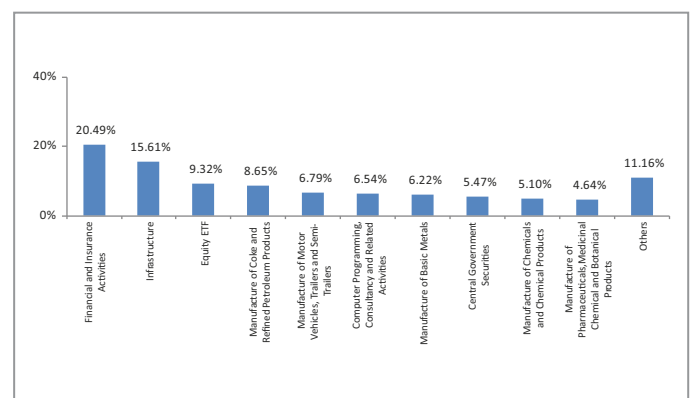
Asset Class



Rating Profile



Top 10 Sectors



Note: 'Financial & insurance activities' sector includes exposure to 'Fixed Deposits' & 'Certificate of Deposits'.
Central Government Securities (including TREPS).

Performance

Period	1 Month	6 Months	1 Year	2 Years	3 Years	4 Years	5 Years	7 Years	10 Years	Inception
Fund	-2.20%	-9.56%	-4.74%	0.55%	7.09%	8.00%	7.35%	8.94%	9.70%	10.49%
Benchmark	-1.87%	-10.13%	-4.86%	2.24%	8.32%	9.17%	8.61%	10.21%	11.18%	10.96%

Returns less than or equal to 1 year are absolute. Returns greater than 1 year are compounded annualised growth rate (CAGR). Past performance is not indicative of future performance

May 2026

Equity Growth Fund II

Fund Objective

To provide capital appreciation through investment in selected equity stocks that have the potential for capital appreciation.

Portfolio Allocation

	Stated (%)	Actual (%)
Equity	60 - 100	97.75
Bank deposits and money market instruments	0 - 40	2.02
Net Current Assets*		0.23
Total		100.00

*Net current asset represents net of receivables and payables for investments held.

Portfolio

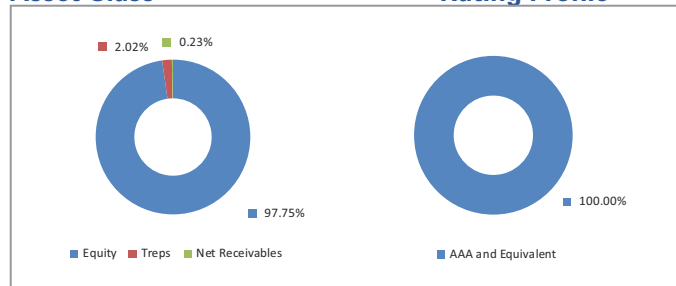
Company/Issuer	Exposure (%)
Equity	97.75%
ICICI Bank Ltd	9.29%
Reliance Industries Ltd	8.55%
HDFC Bank Ltd	6.80%
Larsen & Toubro Ltd	5.45%
Infosys Ltd	4.94%
Bharti Airtel Ltd	4.82%
State Bank of India	4.15%
Mahindra & Mahindra Ltd	3.67%
Maruti Suzuki India Ltd	3.16%
Bajaj Finance Ltd	2.34%
Bharat Electronics Ltd	1.79%
Kotak Mahindra Bank Ltd	1.77%
Hindalco Industries Ltd	1.74%
Apollo Hospitals Enterprise Ltd	1.74%
Hindustan Unilever Ltd	1.71%
NTPC Ltd	1.62%
UTI Bank ETF	1.57%
ITC Ltd	1.55%
Adani Ports & Special Economic Zone Ltd	1.45%
UltraTech Cement Ltd	1.44%
Power Grid Corporation of India Ltd	1.42%
Mirae Asset Nifty Financial Services ETF	1.41%
Tata Steel Ltd	1.34%
Bajaj Auto Ltd	1.32%
Kotak Nifty Bank ETF	1.21%
Trent Ltd	1.14%
Sun Pharmaceuticals Industries Ltd	1.14%
Shriram Finance Ltd	1.11%
HCL Technologies Ltd	1.10%
Grasim Industries Ltd	1.09%
Bajaj Finserv Nifty Bank ETF	1.00%
Eternal Ltd	0.99%
IDFC First Bank Ltd	0.97%
Hindustan Aeronautics Ltd	0.96%
Hitachi Energy India Ltd	0.89%
Kotak PSU Bank ETF	0.89%
Axis Bank Nifty ETF	0.88%
Cipla Ltd	0.83%
Oil & Natural Gas Corporation Ltd	0.79%
Others	7.74%
Money Market, Deposits & Other	2.25%
Total	100.00%

Fund Details

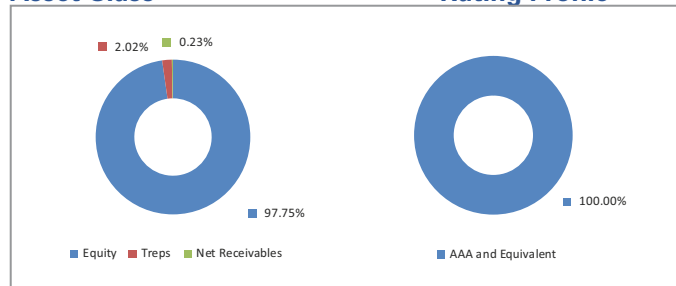
Description	
SFIN Number	ULIF05106/01/10EQTYGROW02116
Launch Date	06-Jan-10
Face Value	10
Risk Profile	Very High
Benchmark	Nifty 50 Index
Fund Manager Name	Jamil Ansari
Number of funds managed by fund manager:	
Equity	18
Debt	-
Hybrid	-
NAV as on 29-May-2026	68.3023
AUM (Rs. Cr)*	4033.41
Equity (Rs. Cr)	3942.61
Debt (Rs. Cr)	81.34
Net current asset (Rs. Cr)	9.46

*AUM is excluding the last day unitisation.

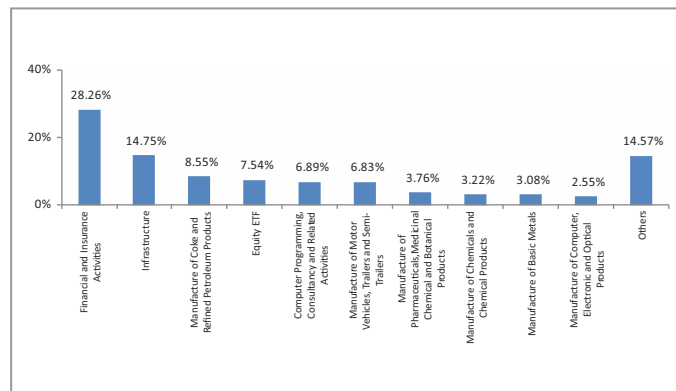
Asset Class



Rating Profile

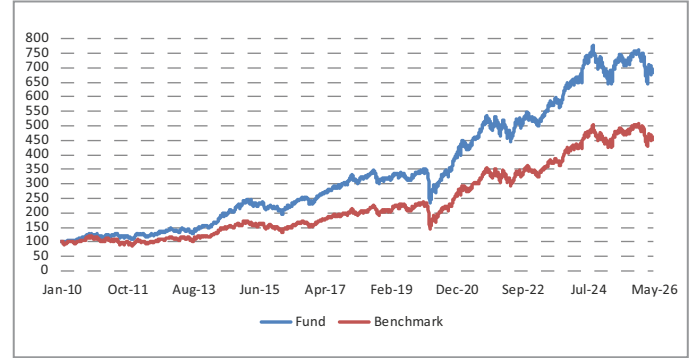


Top 10 Sectors



Note : 'Financial & insurance activities' sector includes exposure to 'Fixed Deposits' & 'Certificate of Deposits', Central Government Securities (including TREPS).

Lumpsum Investment Growth of ₹100 Since Inception



Performance

Period	1 Month	6 Months	1 Year	2 Years	3 Years	4 Years	5 Years	7 Years	10 Years	Inception
Fund	-1.76%	-10.10%	-5.47%	1.21%	7.91%	9.08%	8.55%	10.61%	11.35%	12.43%
Benchmark	-1.87%	-10.13%	-4.86%	2.24%	8.32%	9.17%	8.61%	10.21%	11.18%	9.54%

Returns less than or equal to 1 year are absolute. Returns greater than 1 year are compounded annualised growth rate (CAGR). Past performance is not indicative of future performance

May 2026

Accelerator Mid-Cap Pension Fund

Fund Objective

To achieve capital appreciation by investing in a diversified basket of mid cap stocks and large cap stocks.

Portfolio Allocation

	Stated (%)	Actual (%)
Equity (Net)*	60 - 100	98.80
-Large Cap Stocks		20.75
-Mid Cap Stocks		59.81
- Small Cap Stocks		19.44
- Others		-
Bank deposits and money market instruments	0 - 40	0.96
Net Current Assets*		0.23
Total		100.00

*Net current asset represents net of receivables and payables for investments held.
* Minimum 50% allocation to mid cap stocks
* Market-cap exposure is based on equity exposure re-scaled to 100%

Portfolio

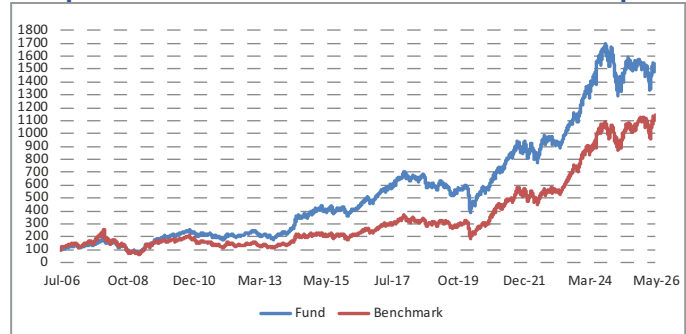
Company/Issuer	Exposure (%)
Equity	98.80%
BSE Ltd	3.99%
PB Fintech Ltd	3.00%
AU Small Finance Bank Ltd	2.62%
Persistent Systems Ltd	2.58%
Endurance Technologies Ltd	2.21%
State Bank of India	2.16%
Cummins India Ltd	2.10%
Karur Vysya Bank Ltd	2.09%
LG Electronics India Ltd	2.05%
Bharti Hexacom Ltd	1.97%
Others	74.04%
Money Market, Deposits & Other	1.20%
Total	100.00%

Fund Details

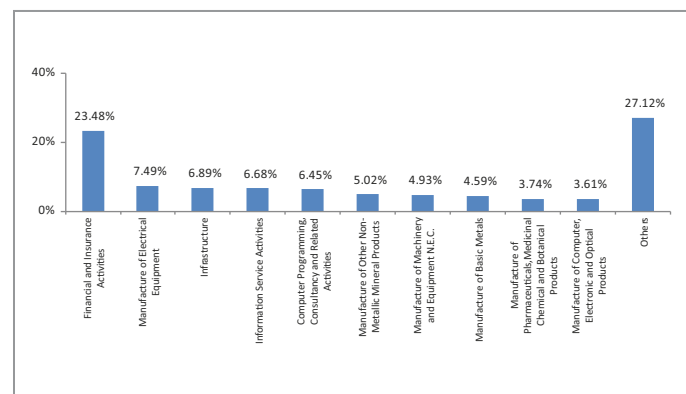
Description	
SFIN Number	ULIF03324/07/06ACCEMIDPEN116
Launch Date	24-Jul-06
Face Value	10
Risk Profile	Very High
Benchmark	NIFTY Midcap 50 Index
Fund Manager Name	Abhay Moghe
Number of funds managed by fund manager:	
Equity	33
Debt	-
Hybrid	10
NAV as on 29-May-2026	151.7990
AUM (Rs. Cr)*	33.22
Equity (Rs. Cr)	32.82
Debt (Rs. Cr)	0.32
Net current asset (Rs. Cr)	0.08

*AUM is excluding the last day unitisation.

Lumpsum Investment Growth of ₹100 Since Inception

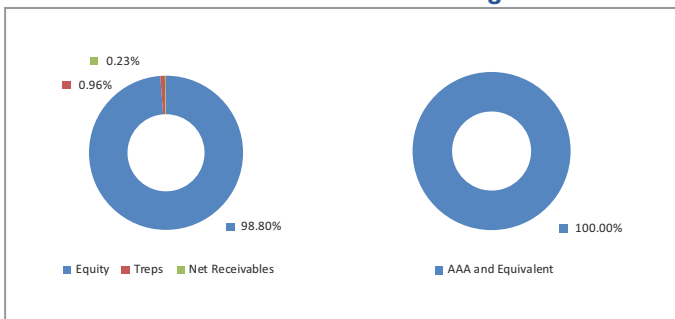


Top 10 Sectors

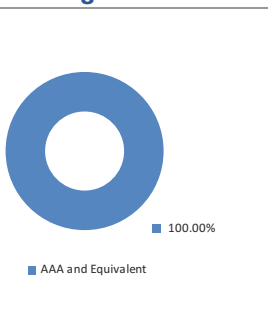


Note: 'Financial & insurance activities' sector includes exposure to 'Fixed Deposits' & 'Certificate of Deposits', Central Government Securities (including TREPS).

Asset Class



Rating Profile



Performance

Period	1 Month	6 Months	1 Year	2 Years	3 Years	4 Years	5 Years	7 Years	10 Years	Inception
Fund	1.55%	-2.25%	1.42%	2.41%	14.93%	15.71%	14.32%	13.95%	13.82%	14.68%
Benchmark	3.60%	0.39%	9.32%	10.07%	22.41%	22.45%	19.42%	19.72%	17.88%	12.95%

Returns less than or equal to 1 year are absolute. Returns greater than 1 year are compounded annualised growth rate (CAGR). Past performance is not indicative of future performance

May 2026

Accelerator Mid-Cap Fund II

Fund Objective

To achieve capital appreciation by investing in a diversified basket of mid cap stocks and large cap stocks.

Portfolio Allocation

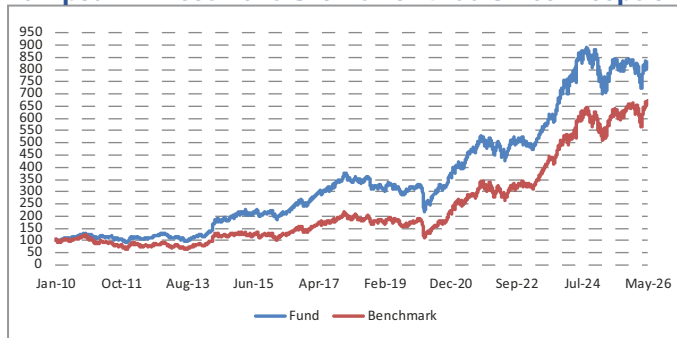
	Stated (%)	Actual (%)
Equity (Net)*	60 - 100	97.33
- Large Cap Stocks		20.04
- Mid Cap Stocks		61.04
- Small Cap Stocks		18.76
- Others		0.16
Bank deposits and money market instruments	0 - 40	2.43
Net Current Assets*		0.24
Total		100.00

*Net current asset represents net of receivables and payables for investments held.

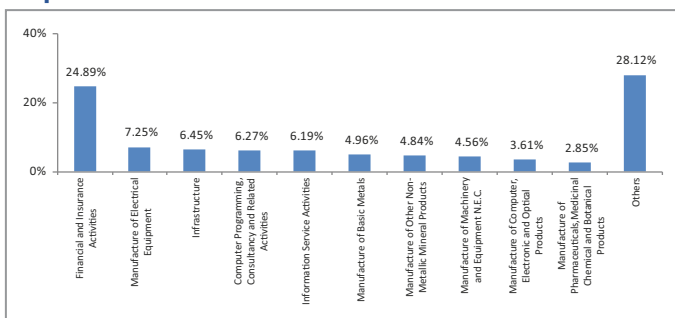
* Minimum 50% allocation to mid cap stocks

* Market-cap exposure is based on equity exposure re-scaled to 100%

Lumpsum Investment Growth of ₹100 Since Inception

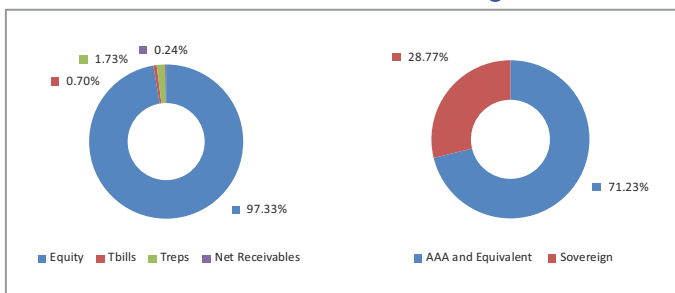


Top 10 Sectors

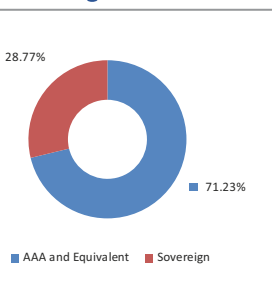


Note: 'Financial & insurance activities' sector includes exposure to 'Fixed Deposits' & 'Certificate of Deposits'. Central Government Securities (including TREPS).

Asset Class



Rating Profile



Fund Details

Description	
SFIN Number	ULIF05206/01/10ACCMIDCA02116
Launch Date	06-Jan-10
Face Value	10
Risk Profile	Very High
Benchmark	NIFTY Midcap 50 Index
Fund Manager Name	Abhay Moghe
Number of funds managed by fund manager:	
Equity	33
Debt	-
Hybrid	10
NAV as on 29-May-2026	81.9368
AUM (Rs. Cr)*	5553.62
Equity (Rs. Cr)	5405.16
Debt (Rs. Cr)	135.05
Net current asset (Rs. Cr)	13.41

*AUM is excluding the last day unitisation.

Portfolio

Company/Issuer	Exposure (%)
Equity	97.33%
BSE Ltd	3.90%
PB Fintech Ltd	2.64%
AU Small Finance Bank Ltd	2.54%
Persistent Systems Ltd	2.51%
Federal Bank Ltd	2.30%
State Bank of India	2.07%
LG Electronics India Ltd	2.06%
Karur Vysya Bank Ltd	1.97%
Cummins India Ltd	1.94%
Bharti Hexacom Ltd	1.82%
GE Vernova T&D India Ltd	1.81%
Exide Industries Ltd	1.79%
Indian Hotels Company Ltd	1.78%
Oberoi Realty Ltd	1.73%
UltraTech Cement Ltd	1.68%
Bharat Forge Ltd	1.68%
One 97 Communications Ltd	1.64%
Swiggy Ltd	1.62%
Shriram Finance Ltd	1.61%
HDFC Asset Management Company Ltd	1.52%
IDFC First Bank Ltd	1.50%
JSW Energy Ltd	1.50%
Max Healthcare Institute Ltd	1.48%
RBL Bank Ltd	1.48%
SRF Ltd	1.47%
Alkem Laboratories Ltd	1.36%
Coforge Ltd	1.35%
Jindal Steel & Power Ltd	1.35%
Hindustan Aeronautics Ltd	1.34%
Endurance Technologies Ltd	1.34%
National Aluminium Company Ltd	1.33%
Marico Ltd	1.27%
Aditya Birla Capital Ltd	1.24%
Motherson Sumi Wiring India Ltd	1.23%
Honasa Consumer Ltd	1.17%
Voltas Ltd	1.13%
Vishal Mega Mart Ltd	1.12%

Portfolio

Company/Issuer	Exposure (%)
Tata Power Company Ltd	1.11%
Multi Commodity Exchange of India Ltd	1.08%
Shree Cement Ltd	1.08%
Geojit Financial Services Ltd	1.06%
Mankind Pharma Ltd	1.04%
Hitachi Energy India Ltd	1.02%
MphasiS Ltd	1.01%
Divis Laboratories Ltd	1.01%
PNB Housing Finance Ltd	1.00%
Dixon Technologies (India) Ltd	0.92%
Blue Star Ltd	0.92%
Britannia Industries Ltd	0.91%
360 ONE WAM Ltd	0.90%
United Spirits Ltd	0.88%
Phoenix Mills Ltd	0.87%
Torrent Power Ltd	0.86%
MRF Ltd	0.85%
UNO Minda Ltd	0.84%
Jubilant Foodworks Ltd	0.84%
Lenskart Solutions Ltd	0.82%
NHPC Ltd	0.79%
Affle 3i Ltd	0.76%
KEI Industries Ltd	0.74%
The Ramco Cements Ltd	0.69%
Coromandel International Ltd	0.65%
Blue Dart Express Ltd	0.65%
Balkrishna Industries Ltd	0.64%
Oracle Financial Services Software Ltd	0.64%
Billionbrains Garage Ventures Limited	0.63%
Syrma SGS Technology Ltd	0.63%
Apollo Tyres Ltd	0.63%
Allied Blenders & Distillers Ltd	0.59%
Others	7.00%
Money Market, Deposits & Other	2.67%
Total	100.00%

Performance

Period	1 Month	6 Months	1 Year	2 Years	3 Years	4 Years	5 Years	7 Years	10 Years	Inception
Fund	1.32%	-2.55%	1.83%	1.75%	15.66%	14.92%	13.21%	13.92%	14.20%	13.68%
Benchmark	3.60%	0.39%	9.32%	10.07%	22.41%	22.45%	19.42%	19.72%	17.88%	11.92%

Returns less than or equal to 1 year are absolute. Returns greater than 1 year are compounded annualised growth rate (CAGR). Past performance is not indicative of future performance

May 2026

Equity Growth Pension Fund

Fund Objective

To provide capital appreciation through investment in selected equity stocks those have the potential for capital appreciation.

Portfolio Allocation

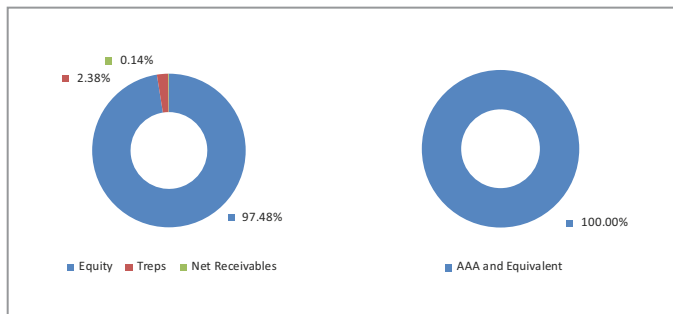
	Stated (%)	Actual (%)
Equity	60 - 100	97.48
Bank deposits and money market instruments	0 - 40	2.38
Net Current Assets*		0.14
Total		100.00

*Net current asset represents net of receivables and payables for investments held.

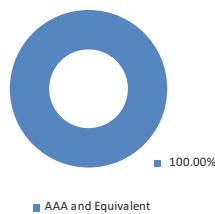
Portfolio

Company/Issuer	Exposure (%)
Equity	97.48%
ICICI Bank Ltd	9.08%
HDFC Bank Ltd	8.86%
Bharti Airtel Ltd	7.88%
Reliance Industries Ltd	7.61%
Larsen & Toubro Ltd	6.83%
Infosys Ltd	5.53%
Mahindra & Mahindra Ltd	4.59%
UTI Bank ETF	3.53%
Bajaj Finance Ltd	3.05%
Grasim Industries Ltd	2.80%
Others	37.73%
Money Market, Deposits & Other	2.52%
Total	100.00%

Asset Class



Rating Profile

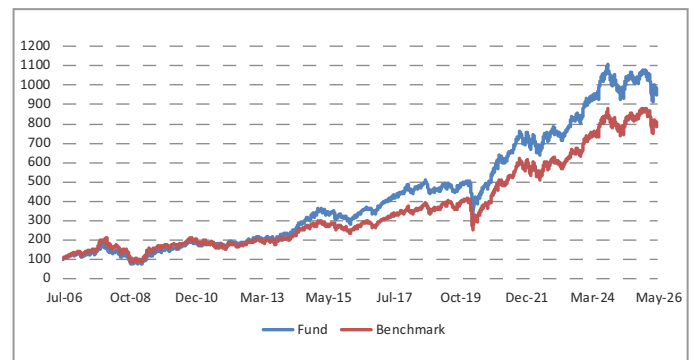


Fund Details

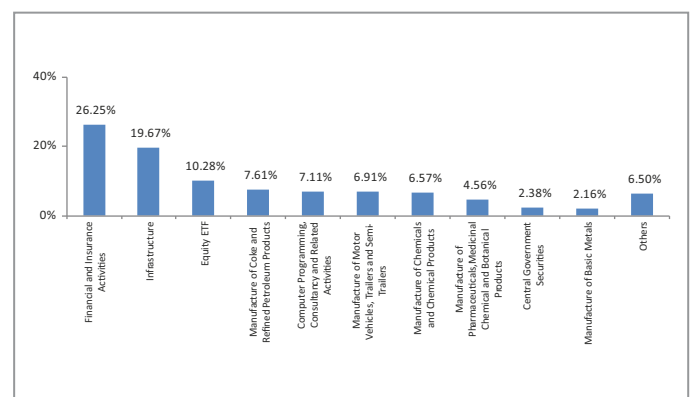
Description	
SFIN Number	ULIF03624/07/06EQTYGROPEN116
Launch Date	24-Jul-06
Face Value	10
Risk Profile	Very High
Benchmark	Nifty 50 Index
Fund Manager Name	Jamil Ansari
Number of funds managed by fund manager:	
Equity	18
Debt	-
Hybrid	-
NAV as on 29-May-2026	95.5746
AUM (Rs. Cr)*	42.09
Equity (Rs. Cr)	41.03
Debt (Rs. Cr)	1.00
Net current asset (Rs. Cr)	0.06

*AUM is excluding the last day unitisation.

Lumpsum Investment Growth of ₹100 Since Inception



Top 10 Sectors



Note: 'Financial & insurance activities' sector includes exposure to 'Fixed Deposits' & 'Certificate of Deposits', Central Government Securities (including TREPS).

Performance

Period	1 Month	6 Months	1 Year	2 Years	3 Years	4 Years	5 Years	7 Years	10 Years	Inception
Fund	-2.37%	-11.16%	-7.60%	0.23%	7.17%	8.53%	8.18%	10.07%	10.99%	12.04%
Benchmark	-1.87%	-10.13%	-4.86%	2.24%	8.32%	9.17%	8.61%	10.21%	11.18%	10.96%

Returns less than or equal to 1 year are absolute. Returns greater than 1 year are compounded annualised growth rate (CAGR). Past performance is not indicative of future performance

May 2026

Equity Index Pension Fund II

Fund Objective

To provide capital appreciation through investment in equities forming part of NSE NIFTY.

Portfolio Allocation

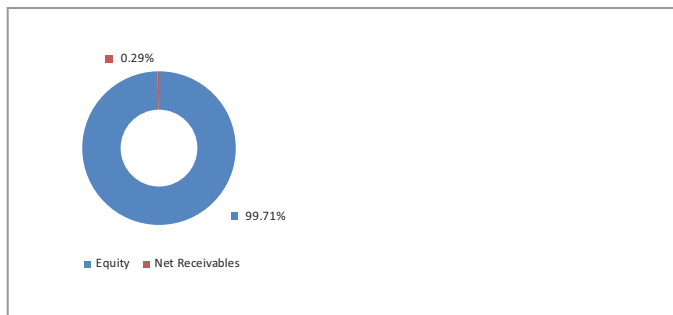
	Stated (%)	Actual (%)
Equity	60 - 100	99.71
Bank deposits and money market instruments	0 - 40	-
Net Current Assets*		0.29
Total		100.00

*Net current asset represents net of receivables and payables for investments held.

Portfolio

Company/Issuer	Exposure (%)
Equity	99.71%
HDFC Bank Ltd	8.52%
Reliance Industries Ltd	8.38%
ICICI Bank Ltd	7.28%
Bharti Airtel Ltd	5.70%
Larsen & Toubro Ltd	4.86%
Infosys Ltd	4.13%
Bajaj Auto Ltd	3.34%
State Bank of India	3.24%
Axis Bank Ltd	2.99%
ITC Ltd	2.81%
Others	48.44%
Money Market, Deposits & Other	0.29%
Total	100.00%

Asset Class



Performance

Period	1 Month	6 Months	1 Year	2 Years	3 Years	4 Years	5 Years	7 Years	10 Years	Inception
Fund	-1.58%	-9.16%	-3.70%	2.22%	8.89%	9.89%	9.40%	12.01%	11.96%	11.04%
Benchmark	-1.87%	-10.13%	-4.86%	2.24%	8.32%	9.17%	8.61%	10.21%	11.18%	10.96%

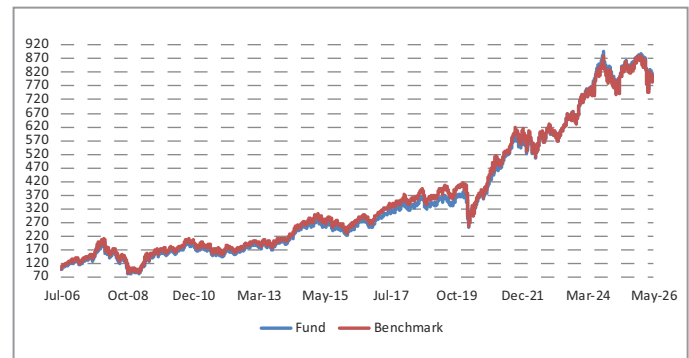
Returns less than or equal to 1 year are absolute. Returns greater than 1 year are compounded annualised growth rate (CAGR). Past performance is not indicative of future performance

Fund Details

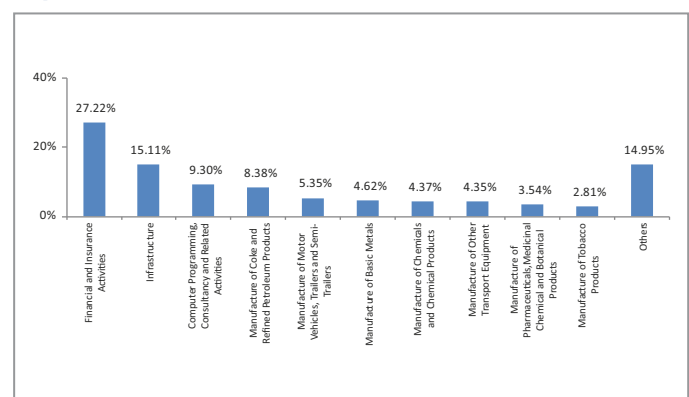
Description	
SFIN Number	ULIF03724/07/06EQINDPEN02116
Launch Date	24-Jul-06
Face Value	10
Risk Profile	High
Benchmark	Nifty 50 Index
Fund Manager Name	Abhay Moghe
Number of funds managed by fund manager:	
Equity	33
Debt	-
Hybrid	10
NAV as on 29-May-2026	80.0763
AUM (Rs. Cr)*	64.67
Equity (Rs. Cr)	64.49
Debt (Rs. Cr)	-
Net current asset (Rs. Cr)	0.19

*AUM is excluding the last day unitisation.

Lumpsum Investment Growth of ₹100 Since Inception



Top 10 Sectors



Note: 'Financial & insurance activities' sector includes exposure to 'Fixed Deposits' & 'Certificate of Deposits', Central Government Securities (including TREPS).

May 2026

Pure Stock Pension Fund

Fund Objective

The investments in this fund will specifically exclude companies dealing in Gambling, Contests, Liquor, Entertainment (Films, TV etc.), Hotels, Banks and Financial Institutions.

Portfolio Allocation

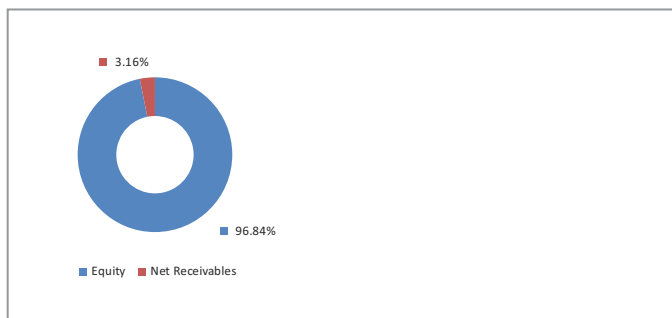
	Stated (%)	Actual (%)
Equity	60 - 100	96.84
Government treasury bills (Non-interest bearing)	0 - 40	-
Net Current Assets*		3.16
Total		100.00

*Net current asset represents net of receivables and payables for investments held.

Portfolio

Company/Issuer	Exposure (%)
Equity	96.84%
Hero MotoCorp Ltd	5.73%
Nestle India Ltd	5.38%
UltraTech Cement Ltd	5.37%
Tech Mahindra Ltd	5.20%
Schaeffler India Ltd	4.83%
Godrej Consumer Products Ltd	4.81%
Avenue Supermarts Ltd	4.74%
Tata Consultancy Services Ltd	4.49%
Oil & Natural Gas Corporation Ltd	4.34%
Tata Consumer Products Ltd	3.91%
Others	48.04%
Money Market, Deposits & Other	3.16%
Total	100.00%

Asset Class



Performance

Period	1 Month	6 Months	1 Year	2 Years	3 Years	4 Years	5 Years	7 Years	10 Years	Inception
Fund	-2.34%	-4.96%	-4.35%	-1.59%	10.68%	9.91%	7.98%	10.32%	10.18%	13.01%
Benchmark	-1.87%	-10.13%	-4.86%	2.24%	8.32%	9.17%	8.61%	10.21%	11.18%	8.98%

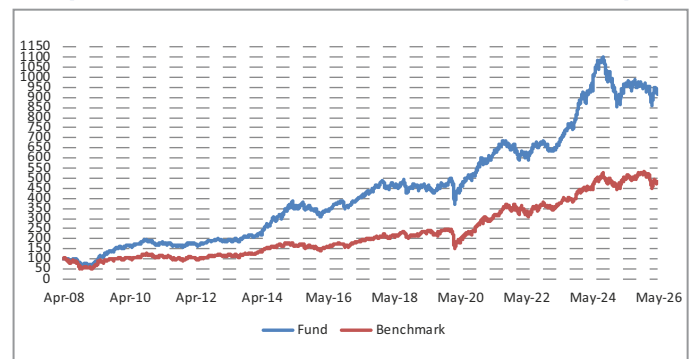
Returns less than or equal to 1 year are absolute. Returns greater than 1 year are compounded annualised growth rate (CAGR). Past performance is not indicative of future performance

Fund Details

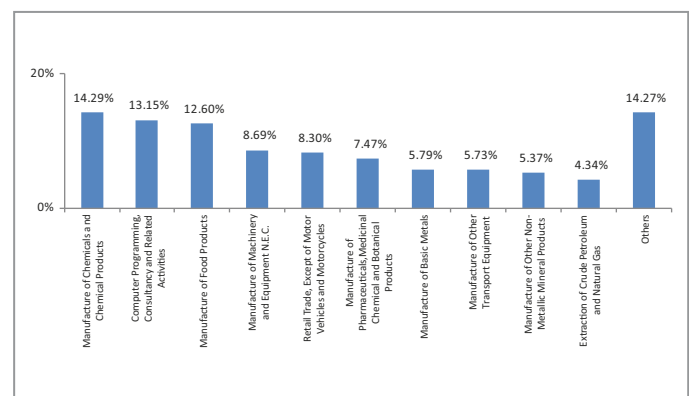
Description	
SFIN Number	ULIF04717/04/08PURESTKPEN116
Launch Date	17-Apr-08
Face Value	10
Risk Profile	Very High
Benchmark	Nifty 50 Index
Fund Manager Name	Jamil Ansari
Number of funds managed by fund manager:	
Equity	18
Debt	-
Hybrid	-
NAV as on 29-May-2026	91.7712
AUM (Rs. Cr)*	8.56
Equity (Rs. Cr)	8.29
Debt (Rs. Cr)	-
Net current asset (Rs. Cr)	0.27

*AUM is excluding the last day unitisation.

Lumpsum Investment Growth of ₹100 Since Inception



Top 10 Sectors



Note : 'Financial & insurance activities' sector includes exposure to 'Fixed Deposits' & 'Certificate of Deposits', Central Government Securities (including TREPS).

May 2026

Equity Fund

Fund Objective

To provide capital appreciation through investment in selected equities that have potential for capital appreciation.

Portfolio Allocation

	Stated (%)	Actual (%)
Equity	60 - 100	99.61
Debt/Cash, Money Market Instruments	0 - 40	0.15
Net Current Assets		0.24
Total		100.00

*Net current asset represents net of receivables and payables for investments held.

Portfolio

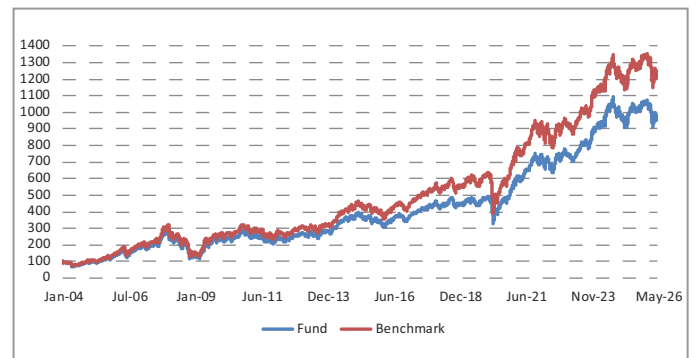
Company/Issuer	Exposure (%)
Equity	99.61%
Reliance Industries Ltd	8.41%
HDFC Bank Ltd	8.15%
ICICI Bank Ltd	7.10%
Bharti Airtel Ltd	5.48%
Larsen & Toubro Ltd	5.15%
Infosys Ltd	4.37%
State Bank of India	3.16%
ITC Ltd	2.97%
Mahindra & Mahindra Ltd	2.92%
Axis Bank Ltd	2.92%
Others	48.99%
Money Market, Deposits & Other	0.39%
Total	100.00%

Fund Details

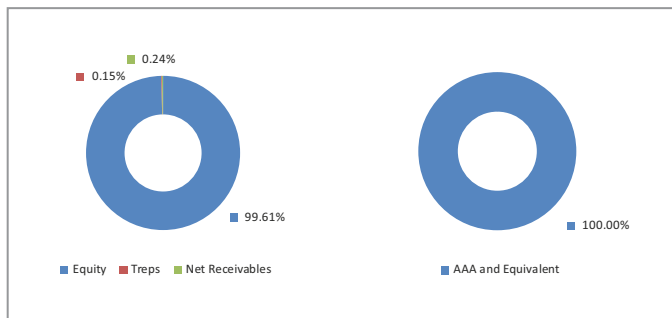
Description	
SFIN Number	ULIF00315/01/04EQUITYFUND116
Launch Date	15-Jan-04
Face Value	10
Risk Profile	Very High
Benchmark	Nifty 50 Index
Fund Manager Name	Abhay Moghe
Number of funds managed by fund manager:	
Equity	33
Debt	-
Hybrid	10
NAV as on 29-May-2026	95.7638
AUM (Rs. Cr)*	153.63
Equity (Rs. Cr)	153.03
Debt (Rs. Cr)	0.23
Net current asset (Rs. Cr)	0.37

*AUM is excluding the last day unitisation.

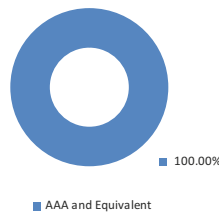
Lumpsum Investment Growth of ₹100 Since Inception



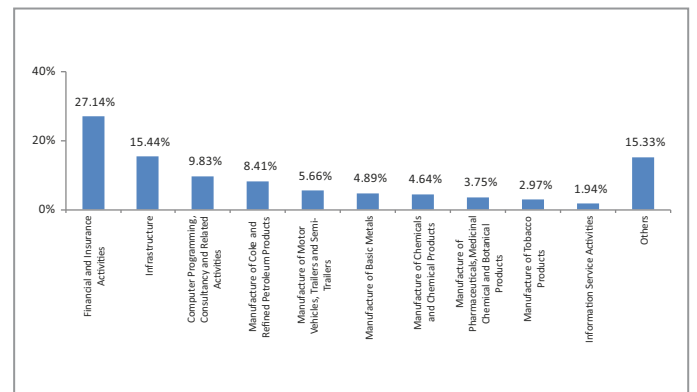
Asset Class



Rating Profile



Top 10 Sectors



Note: 'Financial & insurance activities' sector includes exposure to 'Fixed Deposits' & 'Certificate of Deposits', Central Government Securities (including TREPS).

Performance

Period	1 Month	6 Months	1 Year	2 Years	3 Years	4 Years	5 Years	7 Years	10 Years	Inception
Fund	-1.83%	-10.23%	-5.50%	0.83%	7.86%	8.70%	8.35%	10.45%	10.47%	10.62%
Benchmark	-1.87%	-10.13%	-4.86%	2.24%	8.32%	9.17%	8.61%	10.21%	11.18%	11.79%

Returns less than or equal to 1 year are absolute. Returns greater than 1 year are compounded annualised growth rate (CAGR). Past performance is not indicative of future performance

May 2026

Equity Gain Fund

Fund Objective

To provide capital appreciation through investment in selected equities those have potential for capital appreciation.

Portfolio Allocation

	Stated (%)	Actual (%)
Equity (Net)*	60 - 100	99.11
- Large Cap Stocks that are part of NSE 500		88.96
- Mid Cap Stocks		2.46
- Small Cap Stocks		2.95
- Others		5.63
Bank deposits and money market instruments	0 - 40	0.74
Net Current Assets*		0.15
Total		100.00

*Net current asset represents net of receivables and payables for investments held.
*At least 50 % portfolio in large cap stocks that are part of NSE 500. Balance can be invested in mid cap stocks
* Market-cap exposure is based on equity exposure re-scaled to 100%

Portfolio

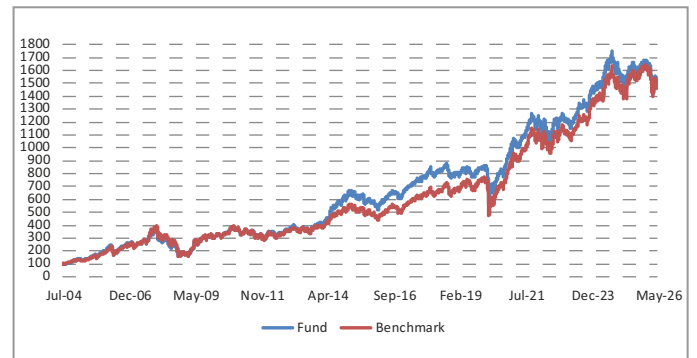
Company/Issuer	Exposure (%)
Equity	99.11%
ICICI Bank Ltd	9.31%
HDFC Bank Ltd	8.59%
Reliance Industries Ltd	7.75%
Bharti Airtel Ltd	6.90%
Larsen & Toubro Ltd	6.64%
Infosys Ltd	5.12%
Mahindra & Mahindra Ltd	4.81%
State Bank of India	2.92%
Hindalco Industries Ltd	2.89%
Maruti Suzuki India Ltd	2.72%
Others	41.46%
Money Market, Deposits & Other	0.89%
Total	100.00%

Fund Details

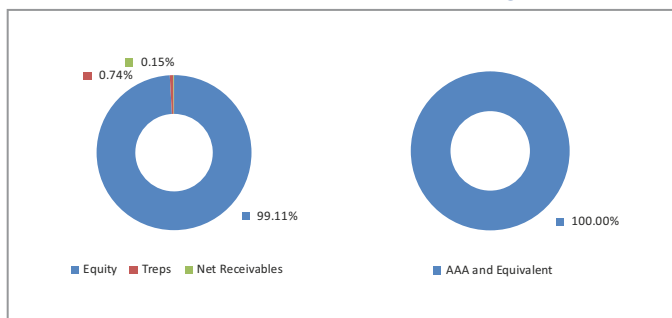
Description	
SFIN Number	ULIF00523/07/04EQGAINFUND116
Launch Date	23-Jul-04
Face Value	10
Risk Profile	Very High
Benchmark	Nifty 50 Index
Fund Manager Name	Jamil Ansari
Number of funds managed by fund manager:	
Equity	18
Debt	-
Hybrid	-
NAV as on 29-May-2026	149.3409
AUM (Rs. Cr)*	304.04
Equity (Rs. Cr)	301.34
Debt (Rs. Cr)	2.25
Net current asset (Rs. Cr)	0.44

*AUM is excluding the last day unitisation.

Lumpsum Investment Growth of ₹100 Since Inception

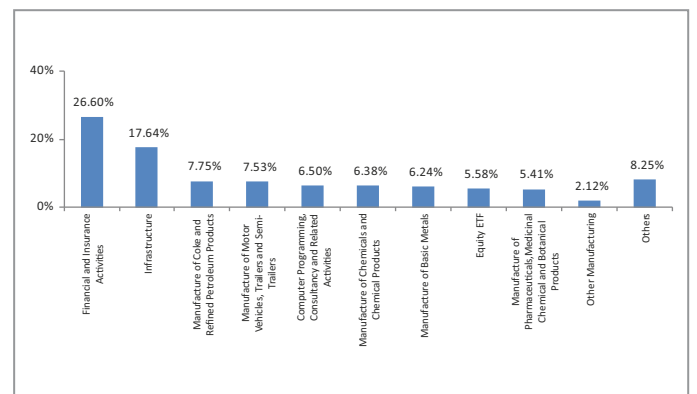


Asset Class



Rating Profile

Top 10 Sectors



Note : 'Financial & insurance activities' sector includes exposure to 'Fixed Deposits' & 'Certificate of Deposits'. Central Government Securities (including TREPS).

Performance

Period	1 Month	6 Months	1 Year	2 Years	3 Years	4 Years	5 Years	7 Years	10 Years	Inception
Fund	-1.99%	-10.86%	-7.47%	-0.38%	6.20%	7.33%	6.78%	8.52%	9.36%	13.16%
Benchmark	-1.87%	-10.13%	-4.86%	2.24%	8.32%	9.17%	8.61%	10.21%	11.18%	13.08%

Returns less than or equal to 1 year are absolute. Returns greater than 1 year are compounded annualised growth rate (CAGR). Past performance is not indicative of future performance

May 2026

Equity Index Fund

Fund Objective

The returns on this fund are expected to match the returns given by NIFTY Index of National Stock Exchange.

Portfolio Allocation

	Stated (%)	Actual (%)
Equity and equity related	60 - 100	99.10
Debt/Cash Money	0 - 40	0.65
Net Current Assets*		0.24
Total		100.00

*Net current asset represents net of receivables and payables for investments held.

Portfolio

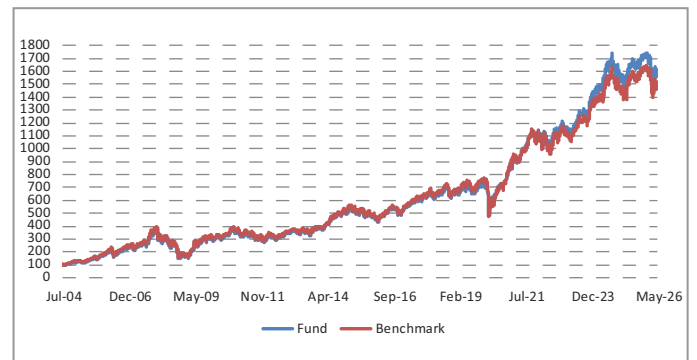
Company/Issuer	Exposure (%)
Equity	99.10%
Reliance Industries Ltd	8.37%
HDFC Bank Ltd	8.11%
ICICI Bank Ltd	7.34%
Bharti Airtel Ltd	5.46%
Larsen & Toubro Ltd	5.13%
Infosys Ltd	4.36%
State Bank of India	3.27%
Axis Bank Ltd	3.02%
ITC Ltd	2.96%
Mahindra & Mahindra Ltd	2.92%
Others	48.16%
Money Market, Deposits & Other	0.90%
Total	100.00%

Fund Details

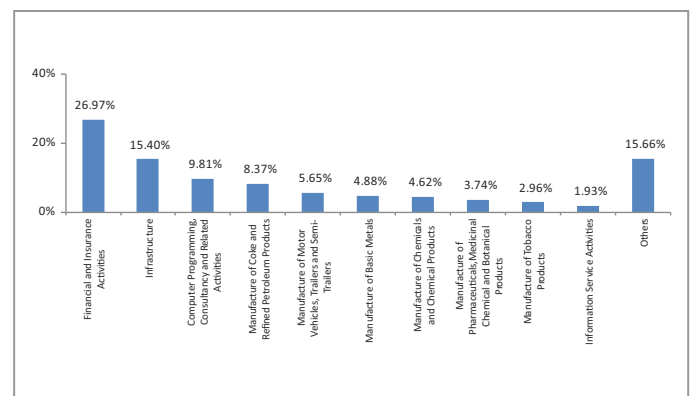
Description	
SFIN Number	ULIF00623/07/04EQINDEFUND116
Launch Date	23-Jul-04
Face Value	10
Risk Profile	High
Benchmark	Nifty 50 Index
Fund Manager Name	Abhay Moghe
Number of funds managed by fund manager:	
Equity	33
Debt	-
Hybrid	10
NAV as on 29-May-2026	156.9566
AUM (Rs. Cr)*	87.57
Equity (Rs. Cr)	86.79
Debt (Rs. Cr)	0.57
Net current asset (Rs. Cr)	0.21

*AUM is excluding the last day unitisation.

Lumpsum Investment Growth of ₹100 Since Inception

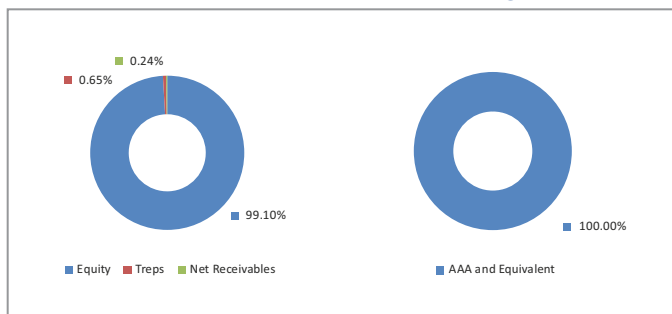


Top 10 Sectors

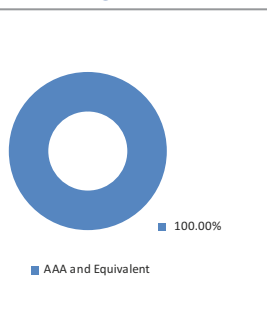


Note: 'Financial & insurance activities' sector includes exposure to 'Fixed Deposits' & 'Certificate of Deposits', Central Government Securities (including TREPS).

Asset Class



Rating Profile



Performance

Period	1 Month	6 Months	1 Year	2 Years	3 Years	4 Years	5 Years	7 Years	10 Years	Inception
Fund	-1.72%	-9.52%	-4.05%	2.28%	9.46%	10.28%	9.92%	12.11%	12.12%	13.42%
Benchmark	-1.87%	-10.13%	-4.86%	2.24%	8.32%	9.17%	8.61%	10.21%	11.18%	13.08%

Returns less than or equal to 1 year are absolute. Returns greater than 1 year are compounded annualised growth rate (CAGR). Past performance is not indicative of future performance

May 2026

Equity Index Pension Fund

Fund Objective

The returns on this fund are expected to match the returns given by NIFTY Index of National Stock Exchange.

Portfolio Allocation

	Stated (%)	Actual (%)
Equity and equity related	60 - 100	97.67
Debt/Cash/Money Market instruments	0 - 40	1.57
Net Current Assets*		0.76
Total		100.00

*Net current asset represents net of receivables and payables for investments held.

Portfolio

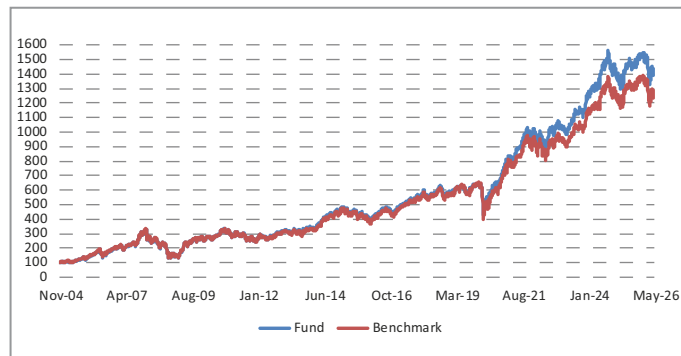
Company/Issuer	Exposure (%)
Equity	97.67%
HDFC Bank Ltd	8.59%
ICICI Bank Ltd	7.34%
Bharti Airtel Ltd	5.87%
Reliance Industries Ltd	5.35%
Larsen & Toubro Ltd	5.02%
Infosys Ltd	4.26%
State Bank of India	3.27%
Axis Bank Ltd	3.02%
ITC Ltd	2.89%
Mahindra & Mahindra Ltd	2.85%
Others	49.19%
Money Market, Deposits & Other	2.33%
Total	100.00%

Fund Details

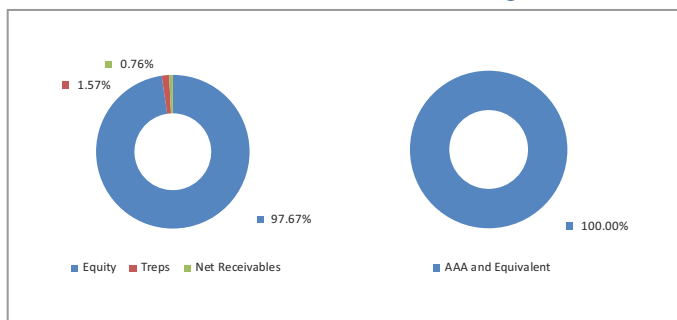
Description	
SFIN Number	ULIF01318/11/04EQINDEXPEN116
Launch Date	18-Nov-04
Face Value	10
Risk Profile	High
Benchmark	Nifty 50 Index
Fund Manager Name	Abhay Moghe
Number of funds managed by fund manager:	
Equity	33
Debt	-
Hybrid	10
NAV as on 29-May-2026	140.1502
AUM (Rs. Cr)*	2.55
Equity (Rs. Cr)	2.49
Debt (Rs. Cr)	0.04
Net current asset (Rs. Cr)	0.02

*AUM is excluding the last day unitisation.

Lumpsum Investment Growth of ₹100 Since Inception

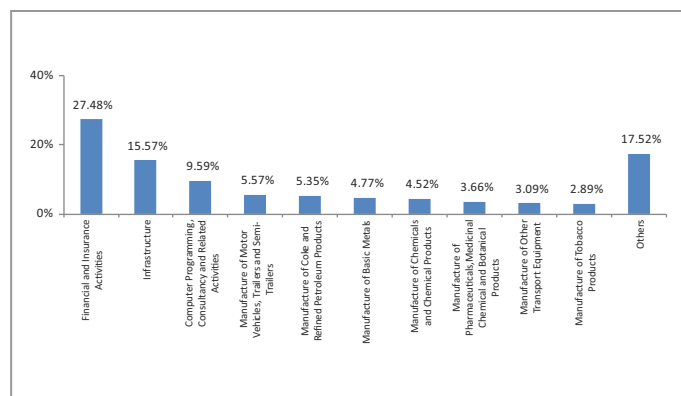


Asset Class



Rating Profile

Top 10 Sectors



Note: 'Financial & insurance activities' sector includes exposure to 'Fixed Deposits' & 'Certificate of Deposits', Central Government Securities (including TREPS).

Performance

Period	1 Month	6 Months	1 Year	2 Years	3 Years	4 Years	5 Years	7 Years	10 Years	Inception
Fund	-1.40%	-9.09%	-3.47%	2.22%	9.46%	10.27%	9.88%	12.18%	12.17%	13.04%
Benchmark	-1.87%	-10.13%	-4.86%	2.24%	8.32%	9.17%	8.61%	10.21%	11.18%	12.42%

Returns less than or equal to 1 year are absolute. Returns greater than 1 year are compounded annualised growth rate (CAGR). Past performance is not indicative of future performance

May 2026

Equity Mid-Cap Fund

Fund Objective

To achieve capital appreciation by investing in a diversified basket of mid cap stocks and large cap stocks.

Portfolio Allocation

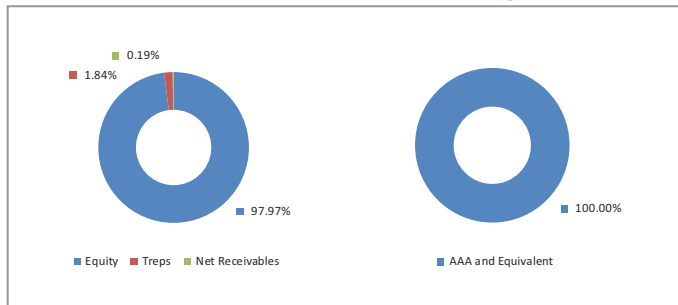
	Stated (%)	Actual (%)
Equity (Net) - Large & Mid Cap Stocks*	60 - 100	97.97
-Large Cap		20.59
-Mid Cap Stocks		59.90
-Small Cap Stocks		19.51
-Others		-
Debt/Cash/Money Market instruments	0 - 40	1.84
Net Current Assets [†]		0.19
Total		100.00

[†]Net current asset represents net of receivables and payables for investments held.
* Minimum 50% allocation to mid cap stocks
* Market-cap exposure is based on equity exposure re-scaled to 100%

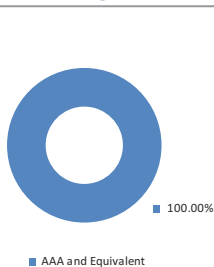
Portfolio

Company/Issuer	Exposure (%)
Equity	97.97%
BSE Ltd	4.04%
PB Fintech Ltd	3.01%
AU Small Finance Bank Ltd	2.62%
Persistent Systems Ltd	2.50%
Karur Vysya Bank Ltd	2.26%
State Bank of India	2.12%
Cummins India Ltd	2.04%
LG Electronics India Ltd	2.02%
Endurance Technologies Ltd	2.01%
Bharti Hexacom Ltd	1.97%
Others	73.37%
Money Market, Deposits & Other	2.03%
Total	100.00%

Asset Class



Rating Profile



Performance

Period	1 Month	6 Months	1 Year	2 Years	3 Years	4 Years	5 Years	7 Years	10 Years	Inception
Fund	1.40%	-3.11%	-0.25%	0.43%	12.67%	13.41%	12.03%	11.67%	11.68%	13.23%
Benchmark	3.60%	0.39%	9.32%	10.07%	22.41%	22.45%	19.42%	19.72%	17.88%	12.74%

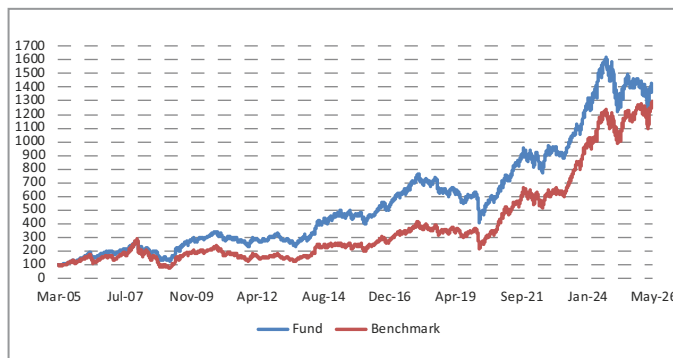
Returns less than or equal to 1 year are absolute. Returns greater than 1 year are compounded annualised growth rate (CAGR). Past performance is not indicative of future performance

Fund Details

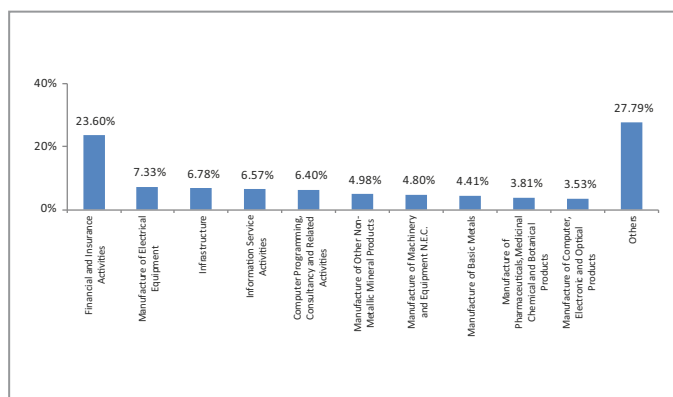
Description	
SFIN Number	ULIF01709/03/05EQUUMIDFUND116
Launch Date	09-Mar-05
Face Value	10
Risk Profile	Very High
Benchmark	NIFTY Midcap 50 Index
Fund Manager Name	Abhay Moghe
Number of funds managed by fund manager:	
Equity	33
Debt	-
Hybrid	10
NAV as on 29-May-2026	139.9105
AUM (Rs. Cr)*	64.61
Equity (Rs. Cr)	63.30
Debt (Rs. Cr)	1.19
Net current asset (Rs. Cr)	0.12

*AUM is excluding the last day unitisation.

Lumpsum Investment Growth of ₹100 Since Inception



Top 10 Sectors



Note: 'Financial & insurance activities' sector includes exposure to 'Fixed Deposits' & 'Certificate of Deposits'. Central Government Securities (including TREPS).

May 2026

Equity Mid-Cap Plus Fund

Fund Objective

To achieve capital appreciation by investing in a diversified basket of mid cap stocks and large cap stocks.

Portfolio Allocation

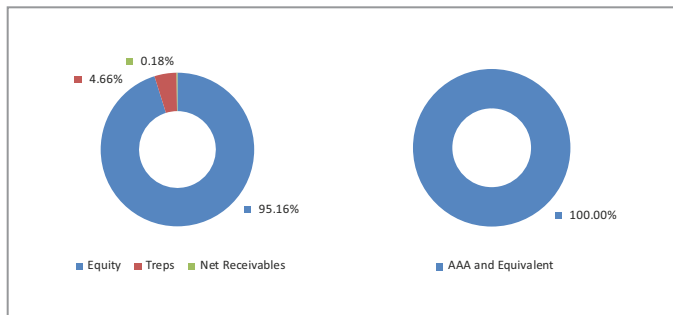
	Stated (%)	Actual (%)
Equity (Net) - Large & Mid Cap Stocks*	60 - 100	95.16
-Large Cap		20.89
-Mid Cap Stocks		59.85
-Small Cap Stocks		19.26
-Others		-
Debt/Cash/Money Market instruments	0 - 40	4.66
Net Current Assets [†]		0.18
Total		100.00

[†]Net current asset represents net of receivables and payables for investments held.
* Minimum 50% allocation to mid cap stocks
* Market-cap exposure is based on equity exposure re-scaled to 100%

Portfolio

Company/Issuer	Exposure (%)
Equity	95.16%
BSE Ltd	3.86%
PB Fintech Ltd	2.92%
AU Small Finance Bank Ltd	2.62%
Persistent Systems Ltd	2.45%
State Bank of India	2.05%
LG Electronics India Ltd	2.02%
Cummins India Ltd	2.01%
Bharti Hexacom Ltd	1.97%
Indian Hotels Company Ltd	1.94%
Exide Industries Ltd	1.84%
Others	71.47%
Money Market, Deposits & Other	4.84%
Total	100.00%

Asset Class



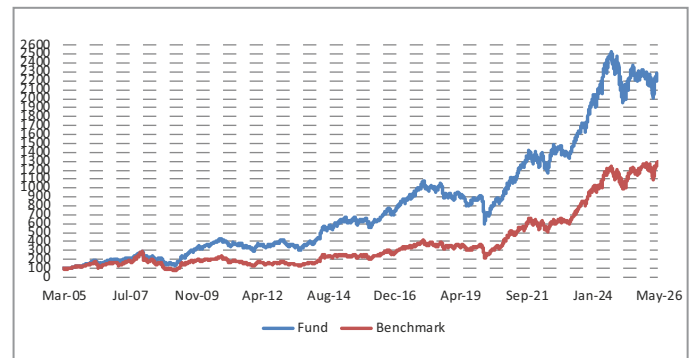
Rating Profile

Fund Details

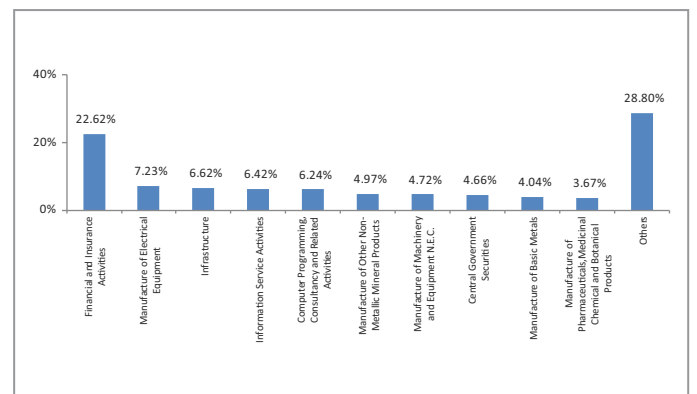
Description	
SFIN Number	ULIF01809/03/05EQUIMIDPLUS116
Launch Date	09-Mar-05
Face Value	10
Risk Profile	Very High
Benchmark	NIFTY Midcap 50 Index
Fund Manager Name	Abhay Moghe
Number of funds managed by fund manager:	
Equity	33
Debt	-
Hybrid	10
NAV as on 29-May-2026	224.8684
AUM (Rs. Cr)*	140.40
Equity (Rs. Cr)	133.59
Debt (Rs. Cr)	6.55
Net current asset (Rs. Cr)	0.25

*AUM is excluding the last day unitisation.

Lumpsum Investment Growth of ₹100 Since Inception



Top 10 Sectors



Note : 'Financial & insurance activities' sector includes exposure to 'Fixed Deposits' & 'Certificate of Deposits', Central Government Securities (including TREPS).

Performance

Period	1 Month	6 Months	1 Year	2 Years	3 Years	4 Years	5 Years	7 Years	10 Years	Inception
Fund	1.42%	-2.22%	0.88%	2.03%	14.61%	15.15%	13.85%	13.46%	13.37%	15.79%
Benchmark	3.60%	0.39%	9.32%	10.07%	22.41%	22.45%	19.42%	19.72%	17.88%	12.74%

Returns less than or equal to 1 year are absolute. Returns greater than 1 year are compounded annualised growth rate (CAGR). Past performance is not indicative of future performance

May 2026

Equity Plus Fund

Fund Objective

To provide capital appreciation through investment in selected equities those have potential for capital appreciation.

Portfolio Allocation

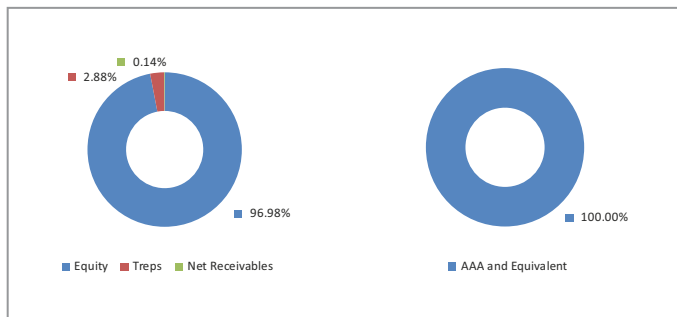
	Stated (%)	Actual (%)
Equity	60 - 100	96.98
Debt/Cash/Money Market instruments	0 - 40	2.88
Net Current Assets*		0.14
Total		100.00

*Net current asset represents net of receivables and payables for investments held.

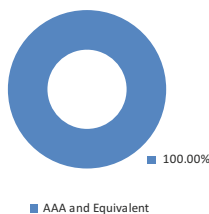
Portfolio

Company/Issuer	Exposure (%)
Equity	96.98%
ICICI Bank Ltd	9.46%
Reliance Industries Ltd	8.70%
HDFC Bank Ltd	7.45%
Bharti Airtel Ltd	7.32%
Larsen & Toubro Ltd	6.09%
Infosys Ltd	4.80%
State Bank of India	4.47%
Mahindra & Mahindra Ltd	4.41%
DSP Nifty Bank ETF	4.26%
Maruti Suzuki India Ltd	3.49%
Others	36.52%
Money Market, Deposits & Other	3.02%
Total	100.00%

Asset Class



Rating Profile



Performance

Period	1 Month	6 Months	1 Year	2 Years	3 Years	4 Years	5 Years	7 Years	10 Years	Inception
Fund	-2.15%	-10.88%	-6.53%	0.85%	7.55%	8.75%	8.25%	10.04%	10.92%	14.42%
Benchmark	-1.87%	-10.13%	-4.86%	2.24%	8.32%	9.17%	8.61%	10.21%	11.18%	13.08%

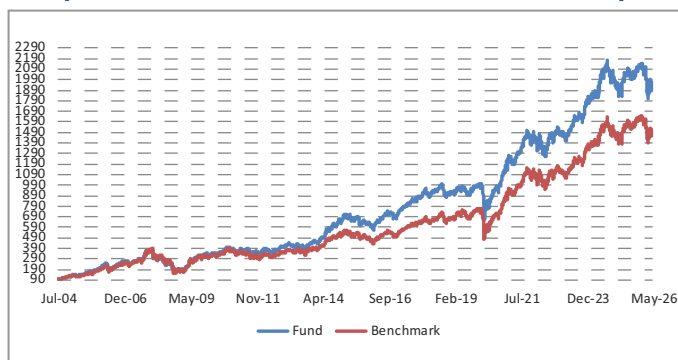
Returns less than or equal to 1 year are absolute. Returns greater than 1 year are compounded annualised growth rate (CAGR). Past performance is not indicative of future performance

Fund Details

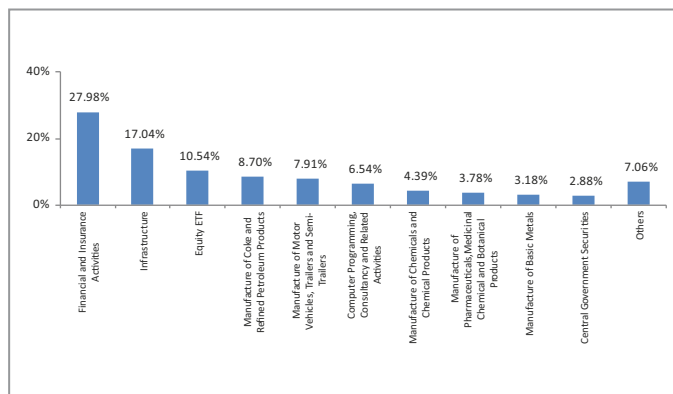
Description	
SFIN Number	ULIF00723/07/04EQPLUSFUND116
Launch Date	23-Jul-04
Face Value	10
Risk Profile	Very High
Benchmark	Nifty 50 Index
Fund Manager Name	Jamil Ansari
Number of funds managed by fund manager:	
Equity	18
Debt	-
Hybrid	-
NAV as on 29-May-2026	190.1177
AUM (Rs. Cr)*	502.53
Equity (Rs. Cr)	487.36
Debt (Rs. Cr)	14.48
Net current asset (Rs. Cr)	0.69

*AUM is excluding the last day unitisation.

Lumpsum Investment Growth of ₹100 Since Inception



Top 10 Sectors



Note: 'Financial & insurance activities' sector includes exposure to 'Fixed Deposits' & 'Certificate of Deposits'. Central Government Securities (including TREPS).

May 2026

Equity Plus Pension Fund

Fund Objective

To provide capital appreciation through investment in selected equities those have potential for capital appreciation.

Portfolio Allocation

	Stated (%)	Actual (%)
Equity	60 - 100	98.36
Debt/Cash/Money Market instruments	0 - 40	1.40
Net Current Assets*		0.25
Total		100.00

*Net current asset represents net of receivables and payables for investments held.

Portfolio

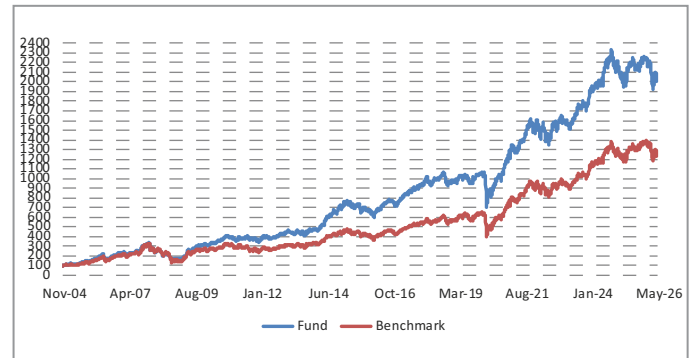
Company/Issuer	Exposure (%)
Equity	98.36%
ICICI Bank Ltd	9.58%
Reliance Industries Ltd	8.89%
HDFC Bank Ltd	8.71%
Bharti Airtel Ltd	7.15%
Larsen & Toubro Ltd	5.87%
Infosys Ltd	5.02%
Sun Pharmaceuticals Industries Ltd	3.62%
UTI Bank ETF	3.25%
Hindalco Industries Ltd	3.23%
Bajaj Finance Ltd	2.91%
Others	40.14%
Money Market, Deposits & Other	1.64%
Total	100.00%

Fund Details

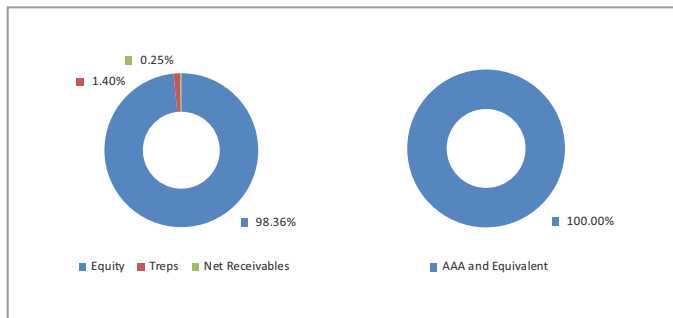
Description	
SFIN Number	ULIF01218/11/04EQUPLUSPEN116
Launch Date	18-Nov-04
Face Value	10
Risk Profile	Very High
Benchmark	Nifty 50 Index
Fund Manager Name	Jamil Ansari
Number of funds managed by fund manager:	
Equity	18
Debt	-
Hybrid	-
NAV as on 29-May-2026	201.4815
AUM (Rs. Cr)*	18.60
Equity (Rs. Cr)	18.30
Debt (Rs. Cr)	0.26
Net current asset (Rs. Cr)	0.05

*AUM is excluding the last day unitisation.

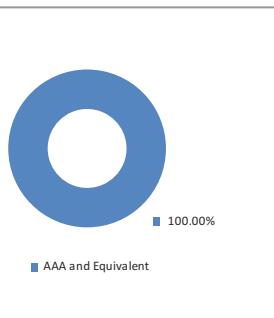
Lumpsum Investment Growth of ₹100 Since Inception



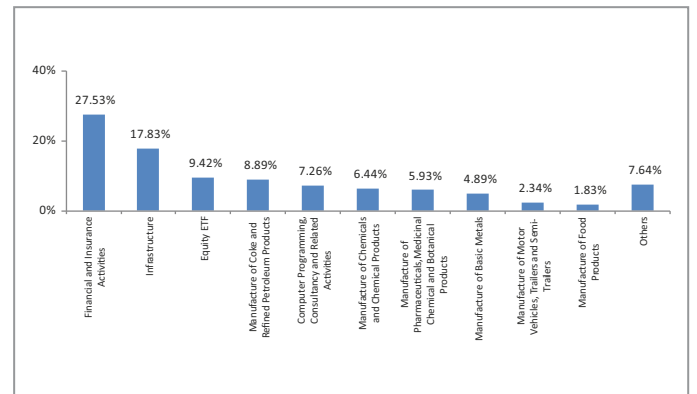
Asset Class



Rating Profile



Top 10 Sectors



Note : 'Financial & insurance activities' sector includes exposure to 'Fixed Deposits' & 'Certificate of Deposits'. Central Government Securities (including TREPS).

Performance

Period	1 Month	6 Months	1 Year	2 Years	3 Years	4 Years	5 Years	7 Years	10 Years	Inception
Fund	-2.36%	-10.76%	-7.42%	0.25%	7.04%	8.42%	8.07%	10.02%	10.91%	14.96%
Benchmark	-1.87%	-10.13%	-4.86%	2.24%	8.32%	9.17%	8.61%	10.21%	11.18%	12.42%

Returns less than or equal to 1 year are absolute. Returns greater than 1 year are compounded annualised growth rate (CAGR). Past performance is not indicative of future performance

May 2026

Premier Equity Fund

Fund Objective

To provide capital appreciation through investment in equities forming part of NSE NIFTY Index.

Portfolio Allocation

	Stated (%)	Actual (%)
Equity - NSE Nifty	60 - 100	99.67
Bank deposits and money market instruments	0 - 40	-
Net Current Assets*		0.33
Total		100.00

*Net current asset represents net of receivables and payables for investments held.

Portfolio

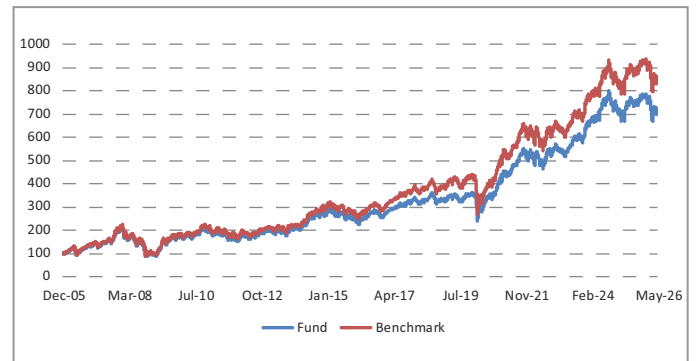
Company/Issuer	Exposure (%)
Equity	99.67%
HDFC Bank Ltd	8.52%
Reliance Industries Ltd	8.39%
ICICI Bank Ltd	7.04%
Bharti Airtel Ltd	5.95%
Larsen & Toubro Ltd	5.08%
Infosys Ltd	4.32%
State Bank of India	3.14%
ITC Ltd	2.93%
Axis Bank Ltd	2.89%
Mahindra & Mahindra Ltd	2.89%
Others	48.53%
Money Market, Deposits & Other	0.33%
Total	100.00%

Fund Details

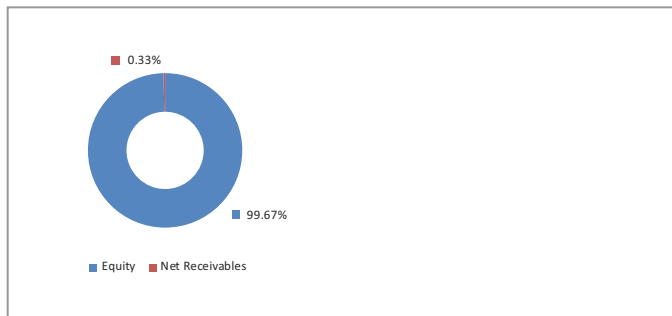
Description	
SFIN Number	ULIF02117/12/05PRMREQFUND116
Launch Date	17-Dec-05
Face Value	10
Risk Profile	Very High
Benchmark	Nifty 50 Index
Fund Manager Name	Abhay Moghe
Number of funds managed by fund manager:	
Equity	33
Debt	-
Hybrid	10
NAV as on 29-May-2026	70.5946
AUM (Rs. Cr)*	10.49
Equity (Rs. Cr)	10.45
Debt (Rs. Cr)	-
Net current asset (Rs. Cr)	0.03

*AUM is excluding the last day unitisation.

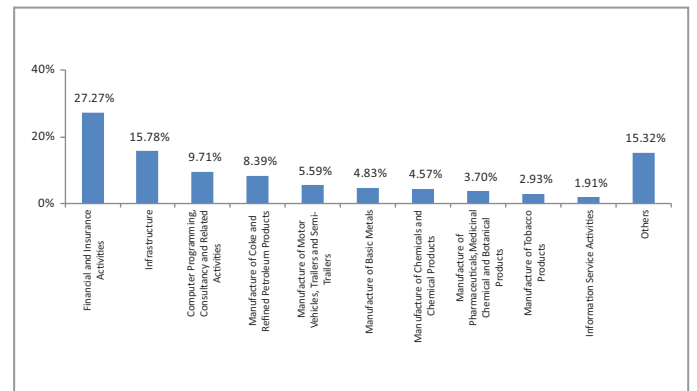
Lumpsum Investment Growth of ₹100 Since Inception



Asset Class



Top 10 Sectors



Note: 'Financial & insurance activities' sector includes exposure to 'Fixed Deposits' & 'Certificate of Deposits', Central Government Securities (including TREPES).

Performance

Period	1 Month	6 Months	1 Year	2 Years	3 Years	4 Years	5 Years	7 Years	10 Years	Inception
Fund	-1.85%	-9.91%	-5.09%	0.86%	7.87%	8.82%	8.38%	10.50%	10.43%	10.02%
Benchmark	-1.87%	-10.13%	-4.86%	2.24%	8.32%	9.17%	8.61%	10.21%	11.18%	10.95%

Returns less than or equal to 1 year are absolute. Returns greater than 1 year are compounded annualised growth rate (CAGR). Past performance is not indicative of future performance

May 2026

Premier Equity Gain Fund

Fund Objective

To provide capital appreciation through investment in selected equities that have potential for capital appreciation.

Portfolio Allocation

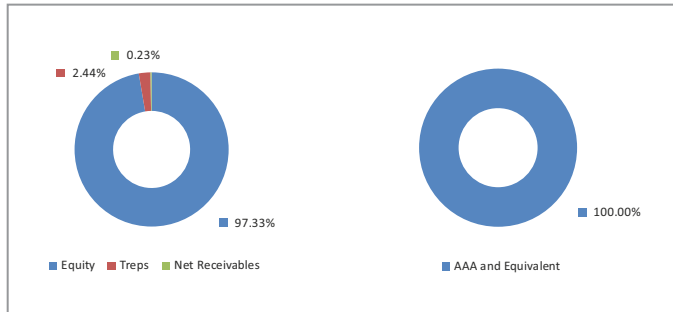
	Stated (%)	Actual (%)
Equity (Net)*	60 - 100	97.33
-Large Cap Stocks that are part of NSE 500		85.93
-Mid Cap Stocks		1.87
-Small Cap Stocks		3.20
-Others		8.99
Bank deposits and money market instruments	0 - 40	2.44
Net Current Assets*		0.23
Total		100.00

*Net current asset represents net of receivables and payables for investments held.
*At least 50 % in large cap stocks that are part of NSE 500. Balance can be invested in mid cap stocks
* Market-cap exposure is based on equity exposure re-scaled to 100%

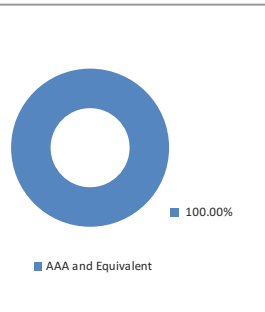
Portfolio

Company/Issuer	Exposure (%)
Equity	97.33%
ICICI Bank Ltd	9.26%
Reliance Industries Ltd	8.69%
Bharti Airtel Ltd	8.24%
HDFC Bank Ltd	7.25%
Larsen & Toubro Ltd	6.02%
Infosys Ltd	5.35%
Sun Pharmaceuticals Industries Ltd	3.52%
Mahindra & Mahindra Ltd	3.30%
ITC Ltd	3.17%
Hindalco Industries Ltd	3.08%
Others	39.47%
Money Market, Deposits & Other	2.67%
Total	100.00%

Asset Class



Rating Profile



Performance

Period	1 Month	6 Months	1 Year	2 Years	3 Years	4 Years	5 Years	7 Years	10 Years	Inception
Fund	-2.45%	-11.01%	-7.70%	-0.64%	6.11%	7.36%	6.97%	8.89%	9.84%	11.75%
Benchmark	-1.87%	-10.13%	-4.86%	2.24%	8.32%	9.17%	8.61%	10.21%	11.18%	10.95%

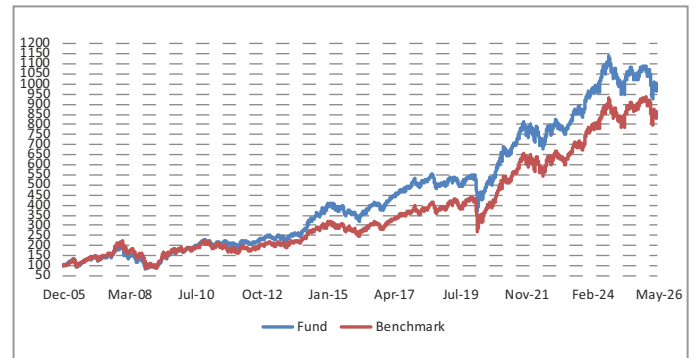
Returns less than or equal to 1 year are absolute. Returns greater than 1 year are compounded annualised growth rate (CAGR). Past performance is not indicative of future performance

Fund Details

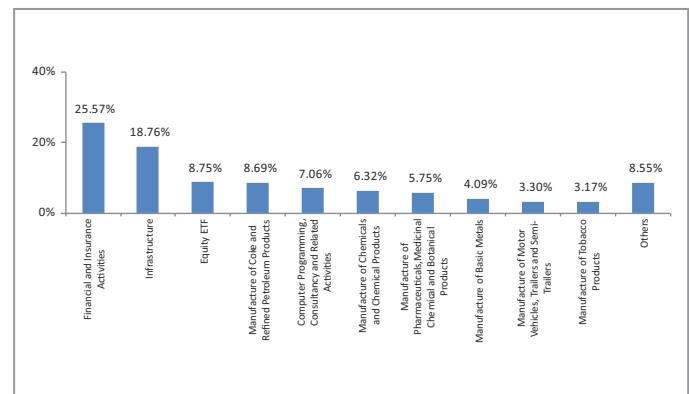
Description	
SFIN Number	ULIF02217/12/05PREREQGAIN116
Launch Date	17-Dec-05
Face Value	10
Risk Profile	Very High
Benchmark	Nifty 50 Index
Fund Manager Name	Jamil Ansari
Number of funds managed by fund manager:	
Equity	18
Debt	-
Hybrid	-
NAV as on 29-May-2026	97.0483
AUM (Rs. Cr)*	20.91
Equity (Rs. Cr)	20.35
Debt (Rs. Cr)	0.51
Net current asset (Rs. Cr)	0.05

*AUM is excluding the last day unitisation.

Lumpsum Investment Growth of ₹100 Since Inception



Top 10 Sectors



Note : 'Financial & insurance activities' sector includes exposure to 'Fixed Deposits' & 'Certificate of Deposits', Central Government Securities (including TREPS).

May 2026

Pure Equity Fund

Fund Objective

The investments in this fund will specifically exclude companies dealing in Gambling, Contests, Liquor, Entertainment (Films, TV etc.), Hotels, Banks and Financial Institutions.

Portfolio Allocation

	Stated (%)	Actual (%)
Equity	60 - 100	81.42
Bank deposits and money market instruments	0 - 40	18.88
Net Current Assets*		-0.30
Total		100.00

*Net current asset represents net of receivables and payables for investments held.

Portfolio

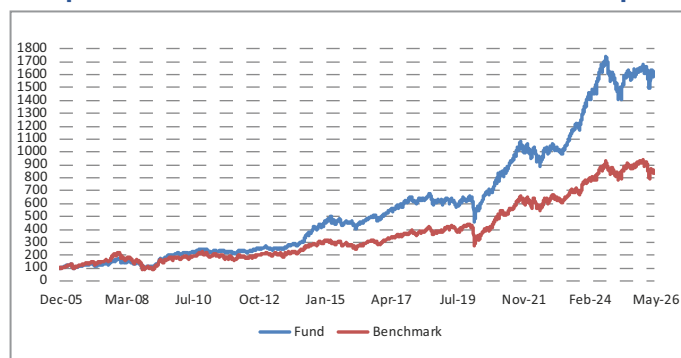
Company/Issuer	Exposure (%)
Equity	81.42%
Reliance Industries Ltd	6.62%
Larsen & Toubro Ltd	5.16%
Infosys Ltd	4.50%
KSB Ltd	4.40%
LG Electronics India Ltd	3.97%
Bharti Airtel Ltd	3.73%
Maruti Suzuki India Ltd	2.73%
Nestle India Ltd	2.67%
Vishal Mega Mart Ltd	2.59%
Hindustan Unilever Ltd	2.52%
Others	42.54%
Money Market, Deposits & Other	18.58%
Total	100.00%

Fund Details

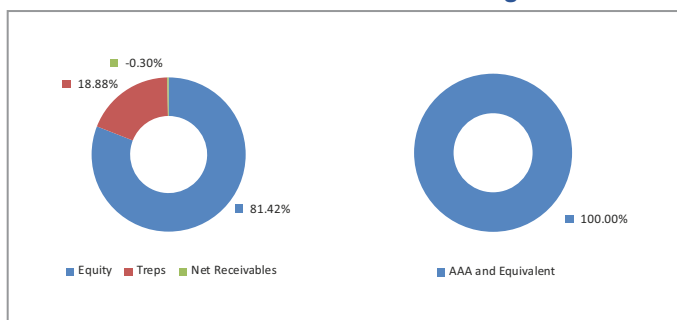
Description	
SFIN Number	ULIF02017/12/05PUREEQFUND116
Launch Date	17-Dec-05
Face Value	10
Risk Profile	Very High
Benchmark	Nifty 50 Index
Fund Manager Name	Jamil Ansari
Number of funds managed by fund manager:	
Equity	18
Debt	-
Hybrid	-
NAV as on 29-May-2026	158.7694
AUM (Rs. Cr)*	43.74
Equity (Rs. Cr)	35.62
Debt (Rs. Cr)	8.26
Net current asset (Rs. Cr)	-0.13

*AUM is excluding the last day unitisation.

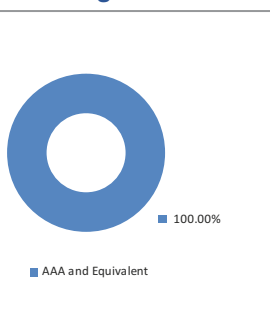
Lumpsum Investment Growth of ₹100 Since Inception



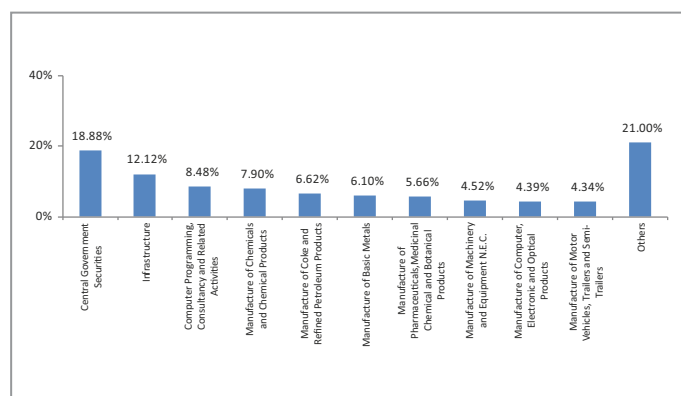
Asset Class



Rating Profile



Top 10 Sectors



Note: 'Financial & insurance activities' sector includes exposure to 'Fixed Deposits' & 'Certificate of Deposits'. Central Government Securities (including TREPS).

Performance

Period	1 Month	6 Months	1 Year	2 Years	3 Years	4 Years	5 Years	7 Years	10 Years	Inception
Fund	-2.48%	-4.05%	0.07%	3.39%	14.15%	13.27%	11.92%	13.98%	13.16%	14.47%
Benchmark	-1.87%	-10.13%	-4.86%	2.24%	8.32%	9.17%	8.61%	10.21%	11.18%	10.95%

Returns less than or equal to 1 year are absolute. Returns greater than 1 year are compounded annualised growth rate (CAGR). Past performance is not indicative of future performance

May 2026

Blue Chip Equity Fund

Fund Objective

To provide capital appreciation through investment in equities forming part of the National Stock Exchange NIFTY.

Portfolio Allocation

	Stated (%)	Actual (%)
Equity*	60 - 100	99.01
Bank deposits and money market instruments	0 - 40	0.76
Net Current Assets*		0.23
Total		100.00

*Net current asset represents net of receivables and payables for investments held.

Portfolio

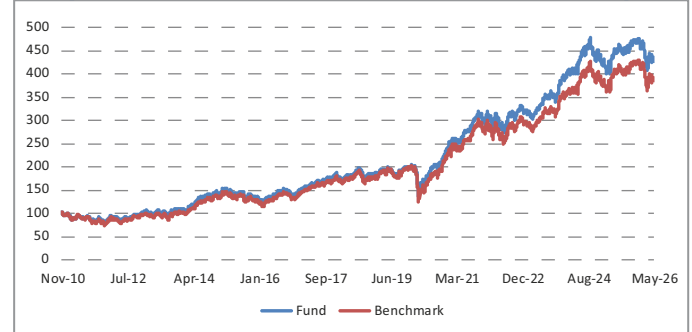
Company/Issuer	Exposure (%)
Equity	99.01%
HDFC Bank Ltd	8.47%
Reliance Industries Ltd	8.35%
ICICI Bank Ltd	7.24%
Bharti Airtel Ltd	5.88%
Larsen & Toubro Ltd	5.01%
Infosys Ltd	4.26%
State Bank of India	3.22%
Axis Bank Ltd	2.97%
ITC Ltd	2.90%
Mahindra & Mahindra Ltd	2.85%
Tata Consultancy Services Ltd	2.42%
Kotak Mahindra Bank Ltd	2.28%
Hindustan Unilever Ltd	2.00%
Sun Pharmaceuticals Industries Ltd	1.99%
NTPC Ltd	1.92%
Eternal Ltd	1.89%
Maruti Suzuki India Ltd	1.80%
Tata Steel Ltd	1.80%
Titan Company Ltd	1.76%
Hindalco Industries Ltd	1.71%
Bharat Electronics Ltd	1.54%
UltraTech Cement Ltd	1.42%
Adani Ports & Special Economic Zone Ltd	1.39%
Power Grid Corporation of India Ltd	1.38%
HCL Technologies Ltd	1.31%
Asian Paints Ltd	1.26%
JSW Steel Ltd	1.25%
Grasim Industries Ltd	1.24%
Coal India Ltd	1.09%
Oil & Natural Gas Corporation Ltd	1.08%
Shriram Finance Ltd	1.07%
Nestle India Ltd	1.07%
InterGlobe Aviation Ltd	1.04%
Eicher Motors Ltd	1.03%
Tech Mahindra Ltd	0.99%
Trent Ltd	0.98%
Apollo Hospitals Enterprise Ltd	0.88%
Others	8.24%
Money Market, Deposits & Other	0.99%
Total	100.00%

Fund Details

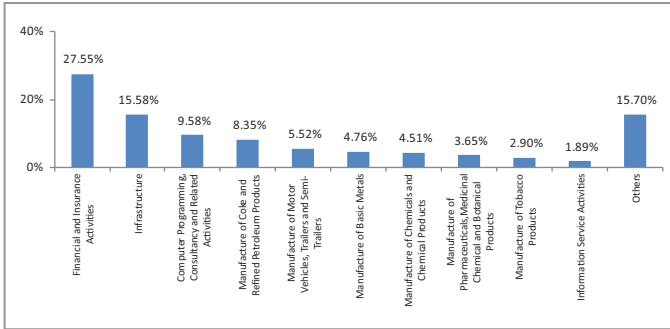
Description	
SFIN Number	ULIF06026/10/10BLUECHIPEQ116
Launch Date	01-Nov-10
Face Value	10
Risk Profile	High
Benchmark	Nifty 50 Index
Fund Manager Name	Abhay Moghe
Number of funds managed by fund manager:	
Equity	33
Debt	-
Hybrid	10
NAV as on 29-May-2026	42.8404
AUM (Rs. Cr)*	904.74
Equity (Rs. Cr)	895.75
Debt (Rs. Cr)	6.90
Net current asset (Rs. Cr)	2.09

*AUM is excluding the last day unitisation.

Lumpsum Investment Growth of ₹100 Since Inception

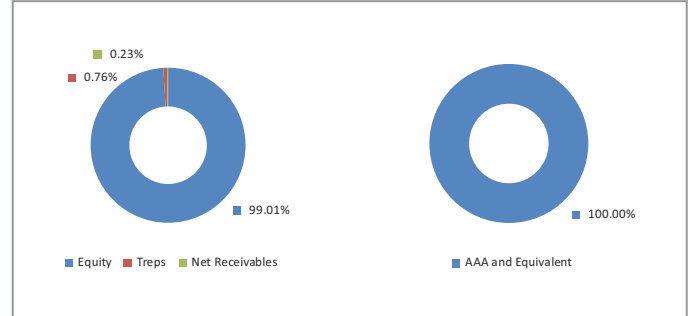


Top 10 Sectors

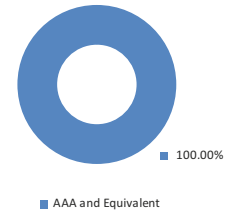


Note : 'Financial & insurance activities' sector includes exposure to 'Fixed Deposits' & 'Certificate of Deposits', Central Government Securities (including TREPS).

Asset Class



Rating Profile



Performance

Period	1 Month	6 Months	1 Year	2 Years	3 Years	4 Years	5 Years	7 Years	10 Years	Inception
Fund	-1.77%	-9.67%	-4.32%	1.94%	9.04%	9.82%	9.45%	11.75%	11.79%	9.79%
Benchmark	-1.87%	-10.13%	-4.86%	2.24%	8.32%	9.17%	8.61%	10.21%	11.18%	9.03%

Returns less than or equal to 1 year are absolute. Returns greater than 1 year are compounded annualised growth rate (CAGR). Past performance is not indicative of future performance

May 2026

Pure Stock Fund II

Fund Objective

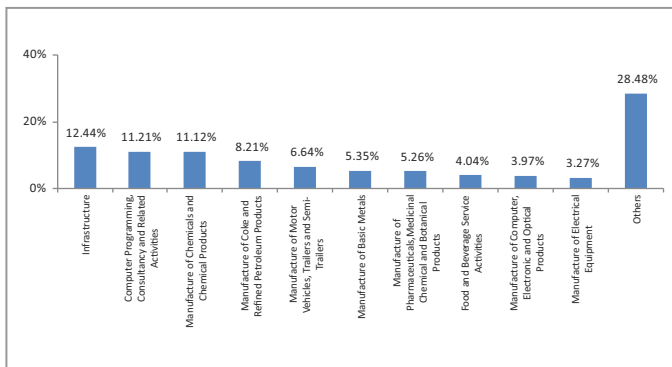
The investment objective of this fund is to specifically exclude companies dealing in Gambling, Contests, Liquor, Entertainment (Films, TV etc.), Hotels, Tobacco and Tobacco related Institutions.

Portfolio Allocation

	Stated (%)	Actual (%)
Equity*	75 -100	97.37
Bank deposits and money market instruments	0 - 25	3.02
Net Current Assets*		-0.39
Total		100.00

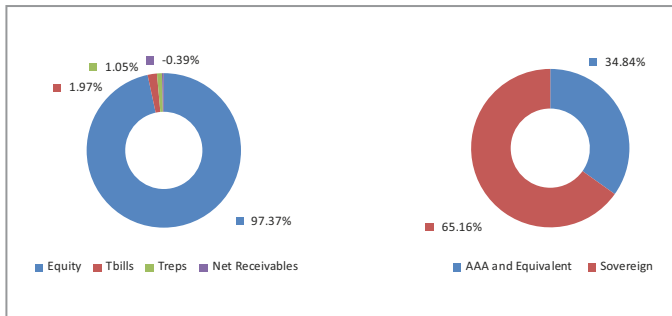
*Net current asset represents net of receivables and payables for investments held.

Top 10 Sectors

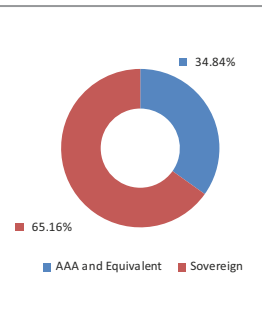


Note : 'Financial & insurance activities' sector includes exposure to 'Fixed Deposits' & 'Certificate of Deposits', Central Government Securities (including TREPS).

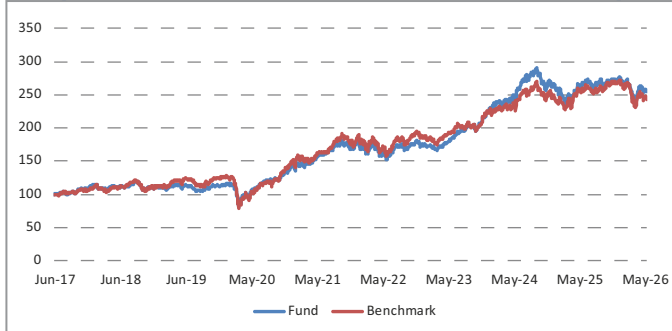
Asset Class



Rating Profile



Lumpsum Investment Growth of ₹100 Since Inception



Fund Details

Description	
SFIN Number	ULIF07709/01/17PURSTKFUN2116
Launch Date	05-Jun-17
Face Value	10
Risk Profile	Very High
Benchmark	Nifty 50 Index
Fund Manager Name	Jamil Ansari
Number of funds managed by fund manager:	
Equity	18
Debt	-
Hybrid	-
NAV as on 29-May-2026	25.4612
AUM (Rs. Cr)*	4635.06
Equity (Rs. Cr)	4513.07
Debt (Rs. Cr)	139.94
Net current asset (Rs. Cr)	-17.95

*AUM is excluding the last day unitisation.

Portfolio

Company/Issuer	Exposure (%)
Equity	97.37%
Reliance Industries Ltd	8.21%
Bharti Airtel Ltd	5.07%
Infosys Ltd	4.66%
Maruti Suzuki India Ltd	3.89%
Larsen & Toubro Ltd	3.85%
Hindustan Unilever Ltd	3.64%
LG Electronics India Ltd	3.09%
Tata Consultancy Services Ltd	3.01%
Mahindra & Mahindra Ltd	2.15%
Asian Paints Ltd	1.74%
Coal India Ltd	1.73%
UltraTech Cement Ltd	1.73%
NTPC Ltd	1.71%
Titan Company Ltd	1.67%
Sun Pharmaceuticals Industries Ltd	1.55%
Eternal Ltd	1.50%
Tata Steel Ltd	1.44%
HCL Technologies Ltd	1.42%
Hindalco Industries Ltd	1.37%
Power Grid Corporation of India Ltd	1.30%
JSW Steel Ltd	1.29%
Tech Mahindra Ltd	1.24%
Crompton Greaves Consumer Electricals Ltd	1.21%
KSB Ltd	1.20%
Varun Beverages Ltd	1.13%
Godrej Consumer Products Ltd	1.06%
Hero MotoCorp Ltd	1.06%
Apollo Tyres Ltd	1.02%
Havells India Ltd	1.00%
Nestle India Ltd	0.99%
Dr Reddys Laboratories Ltd	0.98%
Travel Food Services Ltd	0.95%
Medplus Health Services Ltd	0.95%

Portfolio

Company/Issuer	Exposure (%)
Procter & Gamble Hygiene and Health Care Ltd	0.90%
Bharat Electronics Ltd	0.88%
MRF Ltd	0.85%
Restaurant Brands Asia Ltd	0.85%
Bayer CropScience Ltd	0.84%
Sapphire Foods India Ltd	0.83%
Voltas Ltd	0.79%
Supreme Industries Ltd	0.77%
Axis Nifty IT ETF	0.77%
Dabur India Ltd	0.76%
BASF India Ltd	0.75%
Cipla Ltd	0.74%
AIA Engineering Ltd	0.73%
Oil & Natural Gas Corporation Ltd	0.69%
Lenskart Solutions Ltd	0.68%
Deepak Nitrite Ltd	0.68%
Devyani International Ltd	0.67%
Clean Science and Technology Ltd	0.64%
Tata Consumer Products Ltd	0.61%
Vishal Mega Mart Ltd	0.61%
Carraro India Ltd	0.61%
Brainbees Solutions Ltd	0.58%
Voltamp Transformers Ltd	0.58%
ICICI Prudential IT ETF	0.57%
Sanofi Consumer Healthcare India Ltd	0.56%
Schaeffler India Ltd	0.54%
Mphasis Ltd	0.53%
Tube Investments of India Ltd	0.53%
Aarti Industries Ltd	0.52%
Inox India Ltd	0.52%
Mahanagar Gas Ltd	0.51%
Varroc Engineering Ltd	0.49%
Others	7.00%
Money Market, Deposits & Other	2.63%
Total	100.00%

Performance

Period	1 Month	6 Months	1 Year	2 Years	3 Years	4 Years	5 Years	7 Years	10 Years	Inception
Fund	-2.50%	-6.97%	-3.58%	1.98%	12.25%	11.64%	10.28%	12.24%	-	10.96%
Benchmark	-1.87%	-10.13%	-4.86%	2.24%	8.32%	9.17%	8.61%	10.21%	-	10.40%

Returns less than or equal to 1 year are absolute. Returns greater than 1 year are compounded annualised growth rate (CAGR). Past performance is not indicative of future performance

May 2026

Flexi Cap Fund

Fund Objective

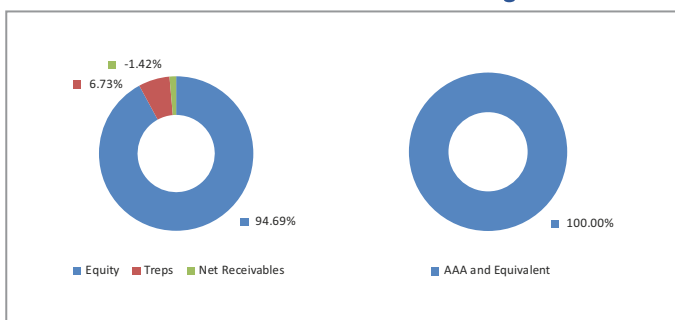
To achieve capital appreciation by investing in a diversified basket of stocks across market capitalizations i.e. Large cap, mid cap and small cap

Portfolio Allocation

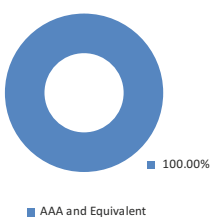
	Stated (%)	Actual (%)
Equity & Equity related instruments	65 - 100	94.69
Cash, Bank Deposits, Liquid Mutual Funds and Money Market Instruments	0 - 35	6.73
Net Current Assets*		-1.42
Total		100.00

*Net current asset represents net of receivables and payables for investments held.

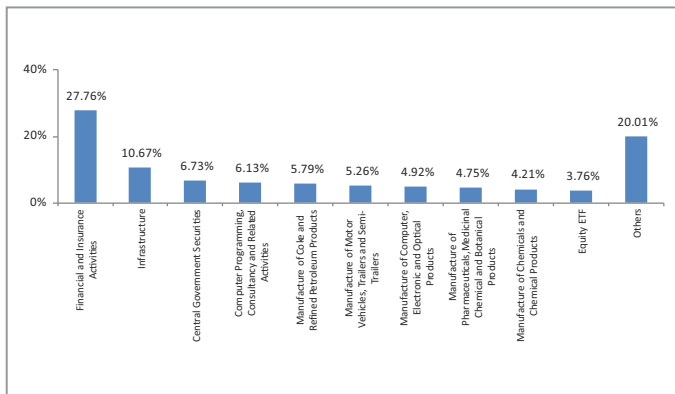
Asset Class



Rating Profile

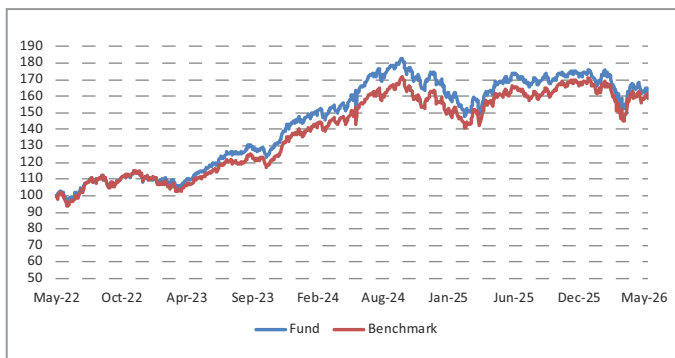


Top 10 Sectors



Note: 'Financial & insurance activities' sector includes exposure to 'Fixed Deposits' & 'Certificate of Deposits'. Central Government Securities (including TREPS).

Lumpsum Investment Growth of ₹100 Since Inception



Fund Details

Description	
SFIN Number	ULIF07917/11/21FLXCAPFUND116
Launch Date	20-May-22
Face Value	10
Risk Profile	Very High
Benchmark	Nifty 200 Index
Fund Manager Name	Jamil Ansari
Number of funds managed by fund manager:	
Equity	18
Debt	-
Hybrid	-
NAV as on 29-May-2026	16.2848
AUM (Rs. Cr)*	3492.84
Equity (Rs. Cr)	3307.33
Debt (Rs. Cr)	235.20
Net current asset (Rs. Cr)	-49.69

*AUM is excluding the last day unitisation.

Portfolio

Company/Issuer	Exposure (%)
Equity	94.69%
ICICI Bank Ltd	6.58%
HDFC Bank Ltd	5.76%
Reliance Industries Ltd	5.48%
State Bank of India	4.25%
Larsen & Toubro Ltd	3.49%
Infosys Ltd	3.32%
Maruti Suzuki India Ltd	2.63%
Bharti Airtel Ltd	2.62%
Mahindra & Mahindra Ltd	2.30%
Kotak Mahindra Bank Ltd	1.91%
Bharat Electronics Ltd	1.91%
Hindustan Unilever Ltd	1.85%
BSE Ltd	1.78%
Power Grid Corporation of India Ltd	1.69%
Apollo Hospitals Enterprise Ltd	1.64%
Syrma SGS Technology Ltd	1.59%
Karur Vysya Bank Ltd	1.54%
Eternal Ltd	1.30%
NTPC Ltd	1.22%
Adani Ports & Special Economic Zone Ltd	1.19%
Marico Ltd	1.19%
HCL Technologies Ltd	1.19%
Tech Mahindra Ltd	1.16%
UltraTech Cement Ltd	1.16%
Britannia Industries Ltd	1.10%
HDB Financial Services Ltd	1.08%
ITC Ltd	1.07%
Hindustan Aeronautics Ltd	1.06%
Sun Pharmaceuticals Industries Ltd	1.05%
Nippon India Bank Bees ETF	1.02%
Oil & Natural Gas Corporation Ltd	1.00%
Lupin Ltd	1.00%

Portfolio

Company/Issuer	Exposure (%)
Shriram Finance Ltd	0.97%
HDFC Life Insurance Company Ltd	0.94%
International Gemmological Institute (India) Ltd	0.91%
Kotak Nifty Bank ETF	0.89%
LG Electronics India Ltd	0.87%
Hindalco Industries Ltd	0.86%
Divis Laboratories Ltd	0.86%
Tata Steel Ltd	0.83%
Cipla Ltd	0.82%
Supreme Industries Ltd	0.79%
HDFC Asset Management Company Ltd	0.77%
Mirae Asset Nifty Financial Services ETF	0.75%
Trent Ltd	0.74%
TVS Motor Company Ltd	0.73%
Info Edge (India) Ltd	0.73%
ICICI Prudential IT ETF	0.69%
PB Fintech Ltd	0.66%
Suzlon Energy Ltd	0.65%
IDFC First Bank Ltd	0.63%
Honasa Consumer Ltd	0.63%
Nestle India Ltd	0.62%
Sumitomo Chemical India Ltd	0.62%
Coromandel International Ltd	0.60%
Aarti Industries Ltd	0.59%
Siemens Ltd	0.59%
Jubilant Foodworks Ltd	0.55%
Aditya Birla Sun Life AMC Ltd	0.55%
Grasim Industries Ltd	0.55%
Dixon Technologies (India) Ltd	0.54%
Dr Reddys Laboratories Ltd	0.54%
Phoenix Mills Ltd	0.54%
Fortis Healthcare Ltd	0.53%
L&T Finance Ltd	0.51%
Others	4.51%
Money Market, Deposits & Other	5.31%
Total	100.00%

Performance

Period	1 Month	6 Months	1 Year	2 Years	3 Years	4 Years	5 Years	7 Years	10 Years	Inception
Fund	-1.00%	-7.06%	-3.43%	1.58%	11.77%	12.35%	-	-	-	12.87%
Benchmark	-0.31%	-6.28%	-0.98%	3.56%	12.01%	11.81%	-	-	-	12.19%

Returns less than or equal to 1 year are absolute. Returns greater than 1 year are compounded annualised growth rate (CAGR). Past performance is not indicative of future performance. Inception returns are absolute.

May 2026

Sustainable Equity Fund

Fund Objective

To achieve capital appreciation by investing in a diversified basket of equity and equity related instruments of companies following the ESG standards. To focus on investing in select companies from the Investment universe, which conduct business in socially and environmentally responsible manner while maintaining governance standards

Portfolio Allocation

	Stated (%)	Actual (%)
Equity*	65 -100	97.03
Bank deposits and money market instruments	0 - 35	2.89
Net Current Assets*		0.08
Total		100.00

*Net current asset represents net of receivables and payables for investments held.

Portfolio

Company/Issuer	Exposure (%)
Equity	97.03%
Bharti Airtel Ltd	5.43%
Infosys Ltd	5.17%
Hindustan Unilever Ltd	4.80%
HDFC Bank Ltd	4.42%
Kotak IT ETF	3.82%
ICICI Bank Ltd	3.73%
Maruti Suzuki India Ltd	2.92%
HCL Technologies Ltd	2.64%
Axis Bank Ltd	2.49%
Titan Company Ltd	2.42%
LG Electronics India Ltd	2.39%
Asian Paints Ltd	2.38%
Eternal Ltd	2.23%
Info Edge (India) Ltd	2.22%
UTI Bank ETF	2.16%
RBL Bank Ltd	2.05%
Tata Consultancy Services Ltd	2.01%
State Bank of India	2.00%
Reliance Industries Ltd	1.96%
Havells India Ltd	1.75%
Varun Beverages Ltd	1.57%
Coromandel International Ltd	1.56%
Tech Mahindra Ltd	1.54%
Godrej Consumer Products Ltd	1.53%
Hero MotoCorp Ltd	1.46%
PVR INOX Ltd	1.43%
Shriram Finance Ltd	1.41%
Orient Electric Ltd	1.40%
SBI Card & payment Services Ltd	1.39%
ICICI Lombard General Insurance Company Ltd	1.33%
HDFC Life Insurance Company Ltd	1.32%
Travel Food Services Ltd	1.27%
Crompton Greaves Consumer Electricals Ltd	1.25%
Apollo Hospitals Enterprise Ltd	1.21%
UltraTech Cement Ltd	1.19%
Kotak Mahindra Bank Ltd	1.14%
Inox India Ltd	1.11%

Fund Details

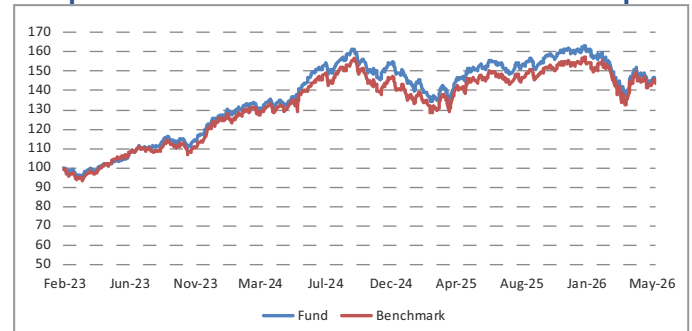
Description	
SFIN Number	SFIN-ULIF08017/11/21SUSEQUFUND116
Launch Date	16-Feb-23
Face Value	10
Risk Profile	Very High
Benchmark	NIFTY 100 ESG INDEX
Fund Manager Name	Jamil Ansari
Number of funds managed by fund manager:	
Equity	18
Debt	-
Hybrid	-
NAV as on 29-May-2026	14.4876
AUM (Rs. Cr)*	336.79
Equity (Rs. Cr)	326.79
Debt (Rs. Cr)	9.72
Net current asset (Rs. Cr)	0.28

*AUM is excluding the last day unitisation.

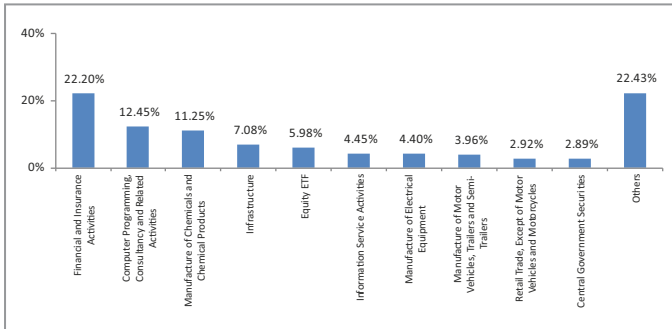
Portfolio

Company/Issuer	Exposure (%)
MRF Ltd	1.10%
Larsen & Toubro Infotech Mindtree Ltd	1.09%
Vishal Mega Mart Ltd	1.08%
Team Lease Services Ltd	1.03%
Rural Electrification Corporation Ltd	1.00%
Dabur India Ltd	0.99%
Tata Steel Ltd	0.94%
Medplus Health Services Ltd	0.93%
Others	6.76%
Money Market, Deposits & Other	2.97%
Total	100.00%

Lumpsum Investment Growth of ₹100 Since Inception

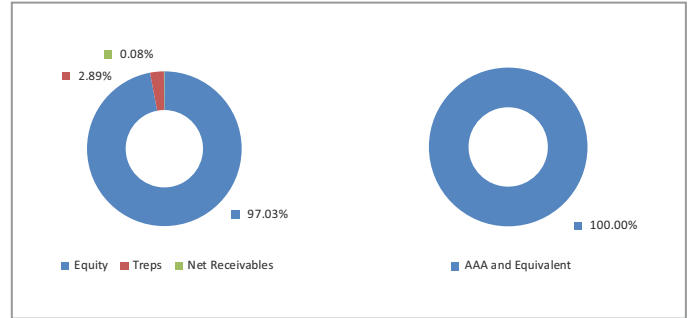


Top 10 Sectors

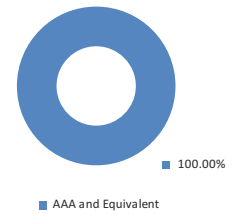


Note : 'Financial & insurance activities' sector includes exposure to 'Fixed Deposits' & 'Certificate of Deposits', Central Government Securities (including TREPS).

Asset Class



Rating Profile



Performance

Period	1 Month	6 Months	1 Year	2 Years	3 Years	4 Years	5 Years	7 Years	10 Years	Inception
Fund	-1.75%	-10.23%	-3.95%	3.76%	11.89%	-	-	-	-	11.96%
Benchmark	-0.27%	-6.88%	-0.72%	4.42%	11.37%	-	-	-	-	11.76%

Returns less than or equal to 1 year are absolute. Returns greater than 1 year are compounded annualised growth rate (CAGR). Past performance is not indicative of future performance

May 2026

Small Cap Fund

Fund Objective

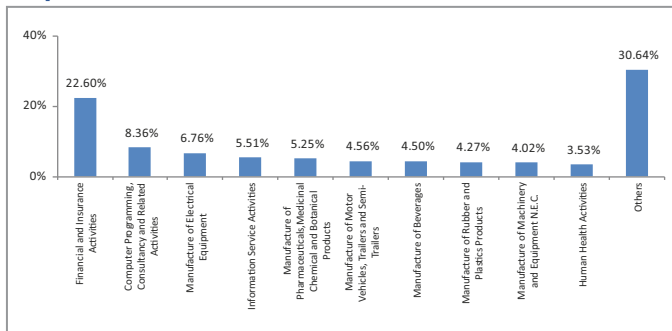
To achieve capital appreciation by investing in a diversified basket of predominantly* small cap stocks.

Portfolio Allocation

	Stated (%)	Actual (%)
Equity*	65 - 100	97.22
-Large Cap Stocks		2.37
-Mid Cap Stocks		25.97
-Small Cap Stocks		71.19
-Others		0.47
Bank deposits and money market instruments	0 - 35	1.02
Net Current Assets*		1.75
Total		100.00

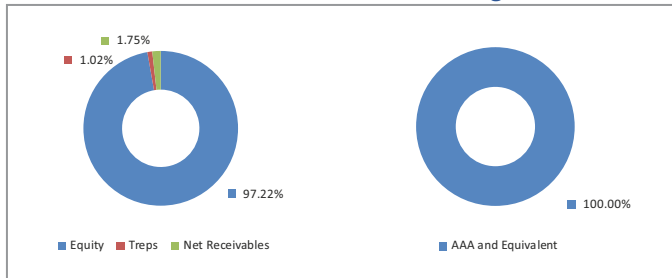
*minimum 60% in small cap stocks, Market-cap exposure is based on equity exposure re- scaled to 100%

Top 10 Sectors

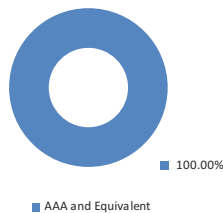


Note : 'Financial & insurance activities' sector includes exposure to 'Fixed Deposits' & 'Certificate of Deposits'. Central Government Securities (including TREPS).

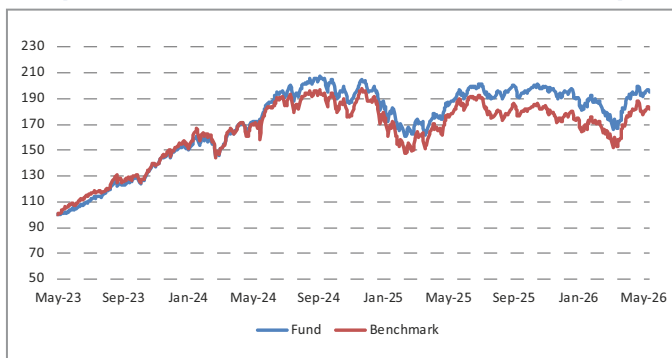
Asset Class



Rating Profile



Lumpsum Investment Growth of ₹100 Since Inception



Fund Details

Description	
SFIN Number	ULIF08717/01/23SMALLCAPFU116
Launch Date	23-May-23
Face Value	10
Risk Profile	Very High
Benchmark	NIFTY SMALL CAP 100 INDEX
Fund Manager Name	Sujit Jain
Number of funds managed by fund manager:	
Equity	1
Debt	-
Hybrid	2
NAV as on 29-May-2026	19.4949
AUM (Rs. Cr)*	4397.33
Equity (Rs. Cr)	4275.26
Debt (Rs. Cr)	44.97
Net current asset (Rs. Cr)	77.10

*AUM is excluding the last day unitisation.

Portfolio

Company/Issuer	Exposure (%)
Equity	97.22%
Radico Khaitan Ltd	2.99%
Sona BLW Precision Forgings Ltd	2.74%
Karur Vysya Bank Ltd	2.51%
Balkrishna Industries Ltd	2.34%
City Union Bank Ltd	2.24%
CRISIL Ltd	2.23%
360 ONE WAM Ltd	1.97%
Ajanta Pharma Ltd	1.91%
Rategain Travel Technologies Ltd	1.83%
Crompton Greaves Consumer Electricals Ltd	1.81%
PNB Housing Finance Ltd	1.76%
Bandhan Bank Ltd	1.74%
Saregama India Ltd	1.71%
Devyani International Ltd	1.70%
Syrma SGS Technology Ltd	1.69%
IDFC First Bank Ltd	1.56%
Timken India Ltd	1.56%
Multi Commodity Exchange of India Ltd	1.55%
Computer Age Management Services Ltd	1.55%
RBL Bank Ltd	1.53%
Varun Beverages Ltd	1.51%
UNO Minda Ltd	1.51%
Aditya Birla Real Estate Ltd	1.48%
Central Depository Services (India) Ltd	1.47%
Car Trade Tech Ltd.	1.46%
Piramal Pharma Ltd	1.44%
Vijaya Diagnostic Centre Ltd	1.43%
Kajaria Ceramics Ltd	1.40%
Data Patterns (India) Ltd	1.32%
Team Lease Services Ltd	1.29%
AIA Engineering Ltd	1.22%
Mahanagar Gas Ltd	1.18%
Dr. Lal Path Labs Ltd	1.14%
Tube Investments of India Ltd	1.11%
Swiggy Ltd	1.10%
Mothersum Sumi Wiring India Ltd	1.07%
KFin Technologies Ltd	1.06%
CESC Ltd	1.06%

Portfolio

Company/Issuer	Exposure (%)
Orient Electric Ltd	1.05%
Zensar Technologies Ltd	1.05%
PVR INOX Ltd	0.98%
KEI Industries Ltd	0.96%
One Mobikwik Systems Ltd	0.95%
Rainbow Childrens Medicare Ltd	0.93%
Affle 3i Ltd	0.91%
Nippon Life India Asset Management Ltd	0.88%
Coforge Ltd	0.86%
Kirloskar Oil Engines Ltd	0.84%
Gulf Oil Lubricants India Ltd	0.84%
SBFC Finance Ltd	0.83%
Alivus Life Sciences Ltd	0.80%
CEAT Ltd	0.80%
Hindustan Aeronautics Ltd	0.79%
J K Cements Ltd	0.78%
Natco Pharma Ltd	0.77%
Ather Energy Ltd	0.76%
Gabriel India Ltd	0.75%
Amara Raja Energy & Mobility Ltd	0.72%
PG Electroplast Ltd	0.70%
PB Fintech Ltd	0.70%
Angel One Ltd	0.69%
Info Edge (India) Ltd	0.69%
Greenpanel Industries Ltd	0.67%
Inox India Ltd	0.67%
KPIT Technologies Ltd	0.67%
JSW Energy Ltd	0.66%
Oberoi Realty Ltd	0.63%
Endurance Technologies Ltd	0.63%
Safari Industries (India) Ltd	0.61%
Federal Bank Ltd	0.59%
Credit Access Grameen Ltd	0.59%
Oracle Financial Services Software Ltd	0.57%
Titagarh Rail Systems Ltd	0.56%
Pine Labs Ltd	0.54%
Supreme Industries Ltd	0.52%
Others	7.16%
Money Market, Deposits & Other	2.78%
Total	100.00%

Performance

Period	1 Month	6 Months	1 Year	2 Years	3 Years	4 Years	5 Years	7 Years	10 Years	Inception
Fund	0.69%	-1.11%	3.60%	6.83%	24.69%	-	-	-	-	24.75%
Benchmark	0.73%	1.74%	1.43%	4.24%	21.31%	-	-	-	-	22.01%

Returns less than or equal to 1 year are absolute. Returns greater than 1 year are compounded annualised growth rate (CAGR). Past performance is not indicative of future performance

May 2026

Midcap Index Fund

Fund Objective

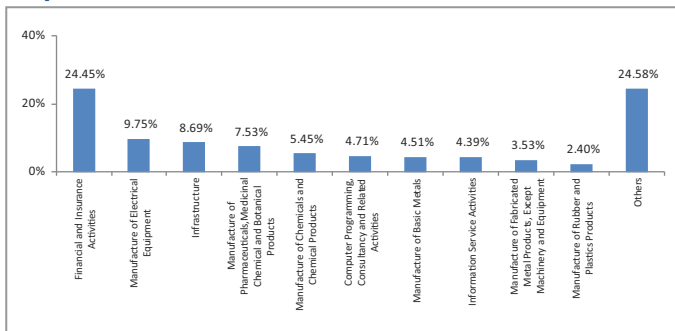
To provide capital appreciation through investment in equities forming part of Nifty Midcap 150 Index.

Portfolio Allocation

	Stated (%)	Actual (%)
Equity & Equity related instruments	65 - 100	98.94
Cash, Bank Deposits, Liquid Mutual Funds and Money Market Instruments	0 - 35	2.13
Net Current Assets*		-1.07
Total		100.00

*Net current asset represents net of receivables and payables for investments held.

Top 10 Sectors



Note : 'Financial & insurance activities' sector includes exposure to 'Fixed Deposits' & 'Certificate of Deposits'. Central Government Securities (including TREPS).

Portfolio

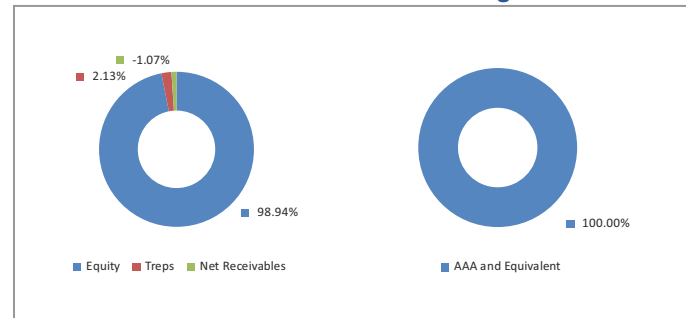
Company/Issuer	Exposure (%)
Equity	98.94%
BSE Ltd	4.17%
Multi Commodity Exchange of India Ltd	1.85%
Federal Bank Ltd	1.75%
Suzlon Energy Ltd	1.70%
GE Vernova T&D India Ltd	1.57%
Hero MotoCorp Ltd	1.57%
Bharat Heavy Electricals Ltd	1.50%
IndusInd Bank Ltd	1.48%
PB Fintech Ltd	1.43%
Indus Towers Ltd	1.41%
Persistent Systems Ltd	1.39%
AU Small Finance Bank Ltd	1.37%
Lupin Ltd	1.35%
Laurus Labs Ltd	1.30%
Bharat Forge Ltd	1.28%
Polycab India Ltd	1.23%
Coforge Ltd	1.22%
Hitachi Energy India Ltd	1.20%
Fortis Healthcare Ltd	1.19%
Dixon Technologies (India) Ltd	1.17%
IDFC First Bank Ltd	1.16%
One 97 Communications Ltd	1.16%
Ashok Leyland Ltd	1.09%
Max Financial Services Ltd	1.09%
Marico Ltd	1.07%
ICICI Lombard General Insurance Company Ltd	1.07%
Yes Bank Ltd	1.00%
Aurobindo Pharma Ltd	0.98%
SRF Ltd	0.97%

Fund Details

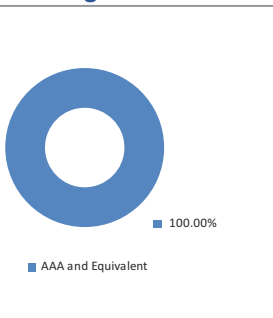
Description	
SFIN Number	ULIF08919/10/23MIDCPINDFD116
Launch Date	28-Nov-23
Face Value	10
Risk Profile	Very High
Benchmark	Nifty Midcap 150
Fund Manager Name	Abhay Moghe
Number of funds managed by fund manager:	
Equity	33
Debt	-
Hybrid	10
NAV as on 29-May-2026	13.4113
AUM (Rs. Cr)*	654.38
Equity (Rs. Cr)	647.45
Debt (Rs. Cr)	13.96
Net current asset (Rs. Cr)	-7.03

*AUM is excluding the last day unitisation.

Asset Class



Rating Profile



Portfolio

Company/Issuer	Exposure (%)
Vodafone Idea Ltd	0.95%
National Aluminium Company Ltd	0.94%
Info Edge (India) Ltd	0.94%
Hindustan Petroleum Corporation Ltd	0.93%
UPL Ltd	0.89%
FSN E-Commerce Ventures Ltd	0.88%
GMR Airports Ltd	0.88%
Swiggy Ltd	0.87%
Glenmark Pharmaceuticals Ltd	0.84%
Tube Investments of India Ltd	0.83%
APL Apollo Tubes Ltd	0.82%
Phoenix Mills Ltd	0.81%
KEI Industries Ltd	0.80%
Alkem Laboratories Ltd	0.79%
JSW Energy Ltd	0.79%
Biocon Ltd	0.75%
NMDC Ltd	0.75%
Waaree Energies Ltd	0.74%
Mphasis Ltd	0.74%
Aditya Birla Capital Ltd	0.74%
Havells India Ltd	0.73%
Steel Authority of India Ltd	0.73%
Indian Bank	0.72%
Sundaram Finance Ltd	0.71%
360 ONE WAM Ltd	0.71%
Voltas Ltd	0.70%
Radico Khaitan Ltd	0.68%
Life Insurance Corporation of India.	0.67%
Colgate-Palmolive (India) Ltd	0.67%
Torrent Power Ltd	0.66%

Portfolio

Company/Issuer	Exposure (%)
Mankind Pharma Ltd	0.66%
Godrej Properties Ltd	0.65%
Dabur India Ltd	0.64%
Oil India Ltd	0.64%
Vishal Mega Mart Ltd	0.64%
MRF Ltd	0.62%
NHPC Ltd	0.61%
L&T Finance Ltd	0.60%
Page Industries Ltd	0.59%
Oracle Financial Services Software Ltd	0.58%
Prestige Estates Projects Ltd	0.57%
Tata Communications Ltd	0.57%
Supreme Industries Ltd	0.56%
Lloyds Metals & Energy Ltd	0.56%
PI Industries Ltd	0.55%
Apar Industries Ltd	0.55%
Jindal Stainless Ltd	0.54%
J K Cements Ltd	0.53%
Adani Total Gas Ltd	0.53%
IPCA Laboratories Ltd	0.52%
Coromandel International Ltd	0.51%
Blue Star Ltd	0.51%
Petronet LNG Ltd	0.50%
Oberoi Realty Ltd	0.49%
Mahindra & Mahindra Financial Services Ltd	0.49%
UNO Minda Ltd	0.49%
ICICI Prudential Life Insurance Company Ltd	0.49%
Nippon Life India Asset Management Ltd	0.48%
Astral Ltd	0.48%
Thermax Ltd	0.47%
SBI Card & payment Services Ltd	0.46%
Balkrishna Industries Ltd	0.44%
Exide Industries Ltd	0.43%
AIA Engineering Ltd	0.43%
ITC Hotels Ltd	0.43%
Jubilant Foodworks Ltd	0.41%
Schaeffler India Ltd	0.41%
Bank of India	0.41%
Bank of Maharashtra	0.40%
LIC Housing Finance Ltd	0.39%
Container Corporation Of India Ltd	0.39%
Patanjali Foods Ltd	0.39%
Indian Railway Catering And Tourism Corporation Ltd	0.38%
Lenskart Solutions Ltd	0.38%
Gujarat Fluorochemicals Ltd	0.38%
Linde India Ltd	0.37%
Tata Elxsi Ltd	0.36%
Berger Paints India Ltd	0.35%
Abbott India Ltd	0.34%
Rail Vikas Nigam Ltd	0.34%
Dalmia Bharat Ltd	0.34%
Motilal Oswal Financial Services Ltd	0.34%
Kalyan Jewellers India Ltd	0.34%
LG Electronics India Ltd	0.33%
Others	8.71%
Money Market, Deposits & Other	1.06%
Total	100.00%

Performance

Period	1 Month	6 Months	1 Year	2 Years	3 Years	4 Years	5 Years	7 Years	10 Years	Inception
Fund	2.50%	0.04%	5.67%	6.72%	-	-	-	-	-	12.45%
Benchmark	2.60%	0.79%	6.84%	8.14%	-	-	-	-	-	15.52%

Returns less than or equal to 1 year are absolute. Returns greater than 1 year are compounded annualised growth rate (CAGR). Past performance is not indicative of future performance

May 2026

Small Cap Quality Index Fund

Fund Objective

To provide capital appreciation through investment in equities forming part of Nifty SmallCap 250 Quality 50 Index.

Portfolio Allocation

	Stated (%)	Actual (%)
Equity & Equity related instruments	65 - 100	98.92
Cash, Bank Deposits, Liquid Mutual Funds and Money Market Instruments	0 - 35	1.64
Net Current Assets*		-0.56
Total		100.00

*Net current asset represents net of receivables and payables for investments held.

Company/Issuer	Exposure (%)
Equity	98.92%
Computer Age Management Services Ltd	4.67%
Central Depository Services (India) Ltd	4.34%
Angel One Ltd	3.94%
Indian Energy Exchange Ltd	3.70%
Castrol India Ltd	3.24%
J.B. Chemicals and Pharmaceuticals Ltd	3.10%
Triveni Turbine Ltd	3.01%
Karur Vysya Bank Ltd	2.98%
Motherson Sumi Wiring India Ltd	2.85%
Gillette India Ltd	2.79%
Dr. Lal Path Labs Ltd	2.75%
Emami Ltd	2.43%
Aditya Birla Sun Life AMC Ltd	2.35%
Timken India Ltd	2.31%
Akzo Nobel India Ltd	2.18%
Elgi Equipments Ltd	2.15%
Indiamart InterMesh Ltd	2.14%
Aptus Value Housing Finance India Ltd	1.91%
Chambal Fertilizers & Chemicals Limited	1.85%
Amara Raja Energy & Mobility Ltd	1.84%
Natco Pharma Ltd	1.77%
Sumitomo Chemical India Ltd	1.72%
Eclerx Services Ltd	1.71%
Affle 3i Ltd	1.71%
Kajaria Ceramics Ltd	1.70%
Bayer CropScience Ltd	1.65%
Engineers India Ltd	1.62%
Action Construction Equipment Ltd	1.61%
Mahanagar Gas Ltd	1.61%
Can Fin Homes Ltd	1.60%
Pfizer Ltd	1.59%
Finolex Cables Ltd	1.57%
Sonata Software Ltd	1.54%
Zensar Technologies Ltd	1.43%
Cyient Ltd	1.41%
Kirloskar Brothers Ltd	1.41%
Gravita India Ltd	1.41%
Clean Science and Technology Ltd	1.35%

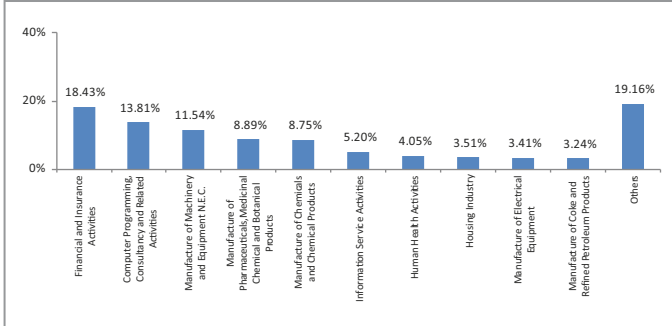
Company/Issuer	Exposure (%)
Sun TV Network Ltd	1.35%
BLS International Services Ltd	1.34%
Godawari Power & Ispat Ltd	1.30%
Metropolis Healthcare Ltd	1.30%
Others	8.66%
Money Market, Deposits & Other	1.08%
Total	100.00%

Fund Details

Description	
SFIN Number	ULIF09103/01/24SMCPQYINDF116
Launch Date	15-Mar-24
Face Value	10
Risk Profile	Very High
Benchmark	Nifty SmallCap 250 Quality 50 Index
Fund Manager Name	Abhay Moghe
Number of funds managed by fund manager:	
Equity	33
Debt	-
Hybrid	10
NAV as on 29-May-2026	10.4645
AUM (Rs. Cr)*	745.31
Equity (Rs. Cr)	737.29
Debt (Rs. Cr)	12.19
Net current asset (Rs. Cr)	-4.16

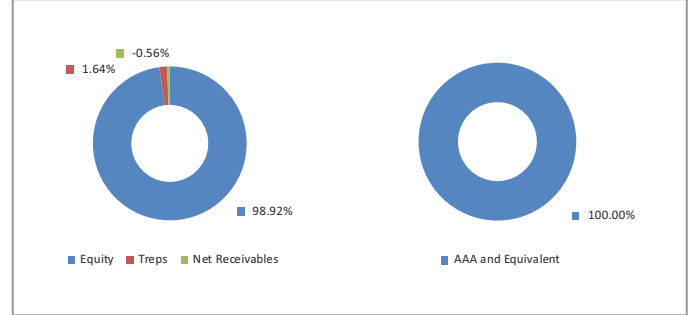
*AUM is excluding the last day unitisation.

Top 10 Sectors

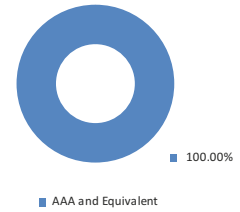


Note : 'Financial & insurance activities' sector includes exposure to 'Fixed Deposits' & 'Certificate of Deposits'. Central Government Securities (including TREPS).

Asset Class



Rating Profile



Performance

Period	1 Month	6 Months	1 Year	2 Years	3 Years	4 Years	5 Years	7 Years	10 Years	Inception
Fund	0.52%	-3.81%	-8.06%	-1.20%	-	-	-	-	-	2.08%
Benchmark	0.42%	-3.98%	-7.92%	0.37%	-	-	-	-	-	4.62%

Returns less than or equal to 1 year are absolute. Returns greater than 1 year are compounded annualised growth rate (CAGR). Past performance is not indicative of future performance

May 2026

Nifty Alpha 50 Index Fund

Fund Objective

To provide capital appreciation through investment in equities forming part of Nifty Alpha 50 Index.

Portfolio Allocation

	Stated (%)	Actual (%)
Equity & Equity related instruments	65 - 100	98.89
Cash, Bank Deposits, Liquid Mutual Funds and Money Market Instruments	0 - 35	1.58
Net Current Assets*		-0.48
Total		100.00

*Net current asset represents net of receivables and payables for investments held.

Portfolio

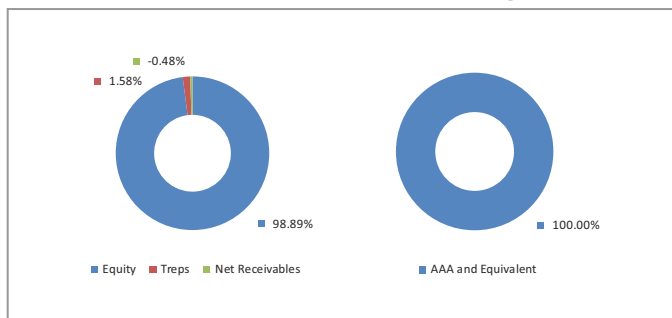
Company/Issuer	Exposure (%)
Equity	98.89%
Hindustan Copper Ltd	5.29%
GE Vernova T&D India Ltd	5.01%
Laurus Labs Ltd	4.45%
Hitachi Energy India Ltd	4.02%
National Aluminium Company Ltd	3.41%
Cummins India Ltd	3.29%
Bharat Forge Ltd	2.93%
Ashok Leyland Ltd	2.88%
Delhivery Ltd	2.77%
Navin Fluorine International Ltd	2.66%
Others	62.17%
Money Market, Deposits & Other	1.11%
Total	100.00%

Fund Details

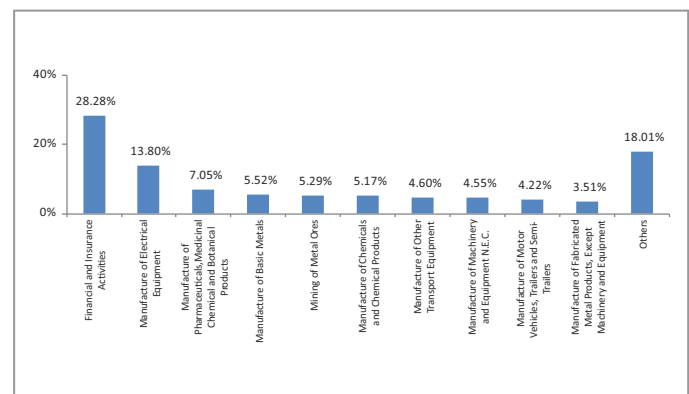
Description	
SFIN Number	ULIF09221/05/24NYAPA50IND116
Launch Date	15-Jul-24
Face Value	10
Risk Profile	Very High
Benchmark	Nifty Alpha 50
Fund Manager Name	Abhay Moghe
Number of funds managed by fund manager:	
Equity	33
Debt	-
Hybrid	10
NAV as on 29-May-2026	9.0791
AUM (Rs. Cr)*	813.43
Equity (Rs. Cr)	804.42
Debt (Rs. Cr)	12.88
Net current asset (Rs. Cr)	-3.87

*AUM is excluding the last day unitisation.

Asset Class



Top 10 Sectors



Note : 'Financial & insurance activities' sector includes exposure to 'Fixed Deposits' & 'Certificate of Deposits', Central Government Securities (including TREPS).

Performance

Period	1 Month	6 Months	1 Year	2 Years	3 Years	4 Years	5 Years	7 Years	10 Years	Inception
Fund	4.06%	3.24%	5.06%	-	-	-	-	-	-	-5.03%
Benchmark	3.77%	1.32%	3.16%	-	-	-	-	-	-	-6.45%

Returns less than or equal to 1 year are absolute. Returns greater than 1 year are compounded annualised growth rate (CAGR). Past performance is not indicative of future performance

May 2026

Nifty 200 Alpha 30 Index Fund

Fund Objective

To provide capital appreciation through investment in equities forming part of Nifty 200 Alpha 30 Index.

Portfolio Allocation

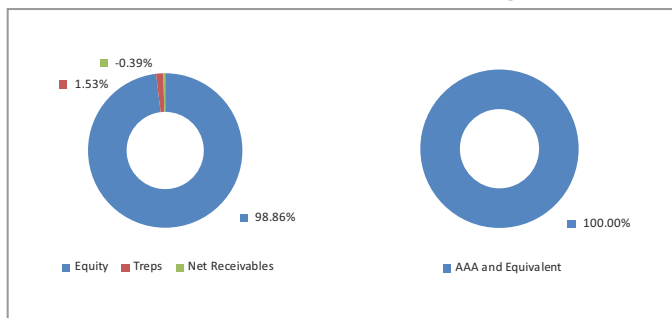
	Stated (%)	Actual (%)
Equity & Equity related instruments	65 - 100	98.86
Cash, Bank Deposits, Liquid Mutual Funds and Money Market Instruments	0 - 35	1.53
Net Current Assets*		-0.39
Total		100.00

*Net current asset represents net of receivables and payables for investments held.

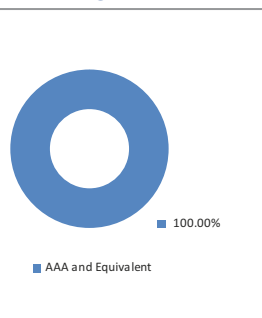
Portfolio

Company/Issuer	Exposure (%)
Equity	98.86%
Hitachi Energy India Ltd	8.96%
Laurus Labs Ltd	6.88%
Polycab India Ltd	5.26%
National Aluminium Company Ltd	5.17%
Cummins India Ltd	4.93%
Ashok Leyland Ltd	4.42%
Bharat Forge Ltd	4.37%
Bharat Electronics Ltd	3.91%
Glenmark Pharmaceuticals Ltd	3.84%
FSN E-Commerce Ventures Ltd	3.47%
Others	47.65%
Money Market, Deposits & Other	1.14%
Total	100.00%

Asset Class



Rating Profile

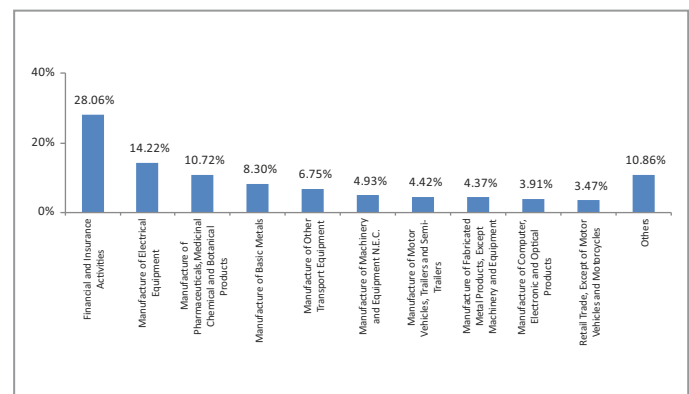


Fund Details

Description	
SFIN Number	ULIF09321/05/24N200AP30IN116
Launch Date	16-Sep-24
Face Value	10
Risk Profile	Very High
Benchmark	Nifty 200 Alpha 30
Fund Manager Name	Abhay Moghe
Number of funds managed by fund manager:	
Equity	33
Debt	-
Hybrid	10
NAV as on 29-May-2026	9.2570
AUM (Rs. Cr)*	217.36
Equity (Rs. Cr)	214.88
Debt (Rs. Cr)	3.32
Net current asset (Rs. Cr)	-0.84

*AUM is excluding the last day unitisation.

Top 10 Sectors



Note : 'Financial & insurance activities' sector includes exposure to 'Fixed Deposits' & 'Certificate of Deposits', Central Government Securities (including TREPS).

Performance

Period	1 Month	6 Months	1 Year	2 Years	3 Years	4 Years	5 Years	7 Years	10 Years	Inception
Fund	5.09%	2.74%	8.13%	-	-	-	-	-	-	-4.44%
Benchmark	4.00%	0.42%	6.91%	-	-	-	-	-	-	-5.82%

Returns less than or equal to 1 year are absolute. Returns greater than 1 year are compounded annualised growth rate (CAGR). Past performance is not indicative of future performance

May 2026

Nifty 200 Momentum 30 Index Fund

Fund Objective

To provide capital appreciation through investment in equities forming part of Nifty 200 Momentum 30 Index

Portfolio Allocation

	Stated (%)	Actual (%)
Equity & Equity related instruments	65 - 100	98.91
Cash, Bank Deposits, Liquid Mutual Funds and Money Market Instruments	0 - 35	1.59
Net Current Assets*		-0.51
Total		100.00

*Net current asset represents net of receivables and payables for investments held.

Portfolio

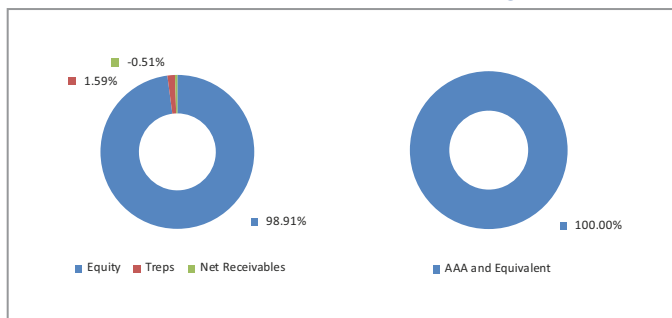
Company/Issuer	Exposure (%)
Equity	98.91%
Hindalco Industries Ltd	9.04%
Asian Paints Ltd	6.81%
Bharti Airtel Ltd	6.09%
Maruti Suzuki India Ltd	5.54%
Eicher Motors Ltd	5.36%
Cummins India Ltd	5.33%
InterGlobe Aviation Ltd	5.03%
TVS Motor Company Ltd	4.43%
BSE Ltd	4.11%
Hero MotoCorp Ltd	3.96%
Others	43.21%
Money Market, Deposits & Other	1.09%
Total	100.00%

Fund Details

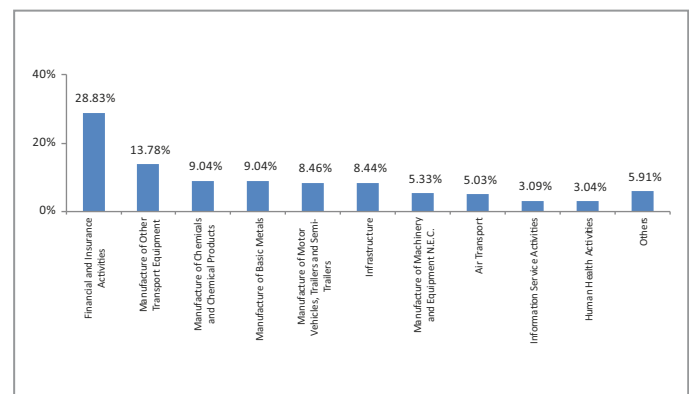
Description	
SFIN Number	ULIF09429/10/24N200MO30IN116
Launch Date	16-Dec-24
Face Value	10
Risk Profile	Very High
Benchmark	Nifty 200 Momentum 30 Index
Fund Manager Name	Abhay Moghe
Number of funds managed by fund manager:	
Equity	33
Debt	-
Hybrid	10
NAV as on 29-May-2026	8.6838
AUM (Rs. Cr)*	428.10
Equity (Rs. Cr)	423.44
Debt (Rs. Cr)	6.83
Net current asset (Rs. Cr)	-2.17

*AUM is excluding the last day unitisation.

Asset Class



Top 10 Sectors



Note : 'Financial & insurance activities' sector includes exposure to 'Fixed Deposits' & 'Certificate of Deposits', Central Government Securities (including TREPS).

Performance

Period	1 Month	6 Months	1 Year	2 Years	3 Years	4 Years	5 Years	7 Years	10 Years	Inception
Fund	1.52%	-6.39%	-3.06%	-	-	-	-	-	-	-9.28%
Benchmark	1.00%	-5.24%	-0.15%	-	-	-	-	-	-	-9.84%

Returns less than or equal to 1 year are absolute. Returns greater than 1 year are compounded annualised growth rate (CAGR). Past performance is not indicative of future performance

May 2026

Nifty 500 Multicap Momentum Quality 50 Index Fund

Fund Objective

To provide capital appreciation through investment in equities forming part of Nifty 500 Multicap Momentum Quality 50 Index

Portfolio Allocation

	Stated (%)	Actual (%)
Equity & Equity related instruments:	65 - 100	98.96
Cash, Bank Deposits, Liquid Mutual Funds and Money Market Instruments:	0 - 35	3.38
Net Current Assets*		-2.34
Total		100.00

*Net current asset represents net of receivables and payables for investments held.

Portfolio

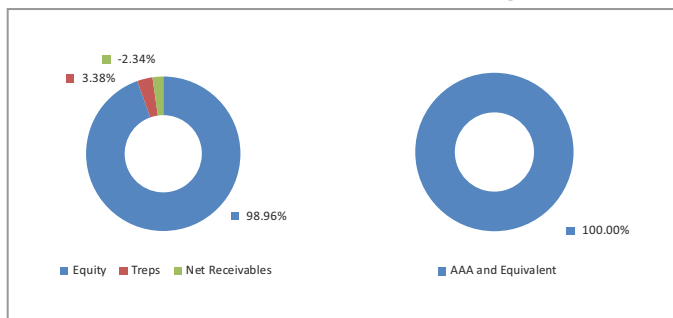
Company/Issuer	Exposure (%)
Equity	98.96%
BSE Ltd	7.03%
Nestle India Ltd	5.82%
Cummins India Ltd	5.70%
Multi Commodity Exchange of India Ltd	5.53%
Bharat Electronics Ltd	5.37%
Eicher Motors Ltd	5.11%
Asian Paints Ltd	5.07%
Hero MotoCorp Ltd	4.53%
GE Vernova T&D India Ltd	4.16%
Maruti Suzuki India Ltd	4.12%
Others	46.51%
Money Market, Deposits & Other	1.04%
Total	100.00%

Fund Details

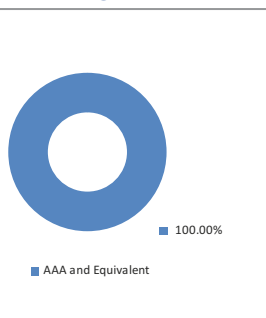
Description	
SFIN Number	ULIF09527/12/24N500MM50IN116
Launch Date	14-Feb-25
Face Value	10
Risk Profile	Very High
Benchmark	Nifty 500 Multicap Momentum Quality 50 Index
Fund Manager Name	Abhay Moghe
Number of funds managed by fund manager:	
Equity	33
Debt	-
Hybrid	10
NAV as on 29-May-2026	11.8906
AUM (Rs. Cr)*	576.63
Equity (Rs. Cr)	570.62
Debt (Rs. Cr)	19.49
Net current asset (Rs. Cr)	-13.48

*AUM is excluding the last day unitisation.

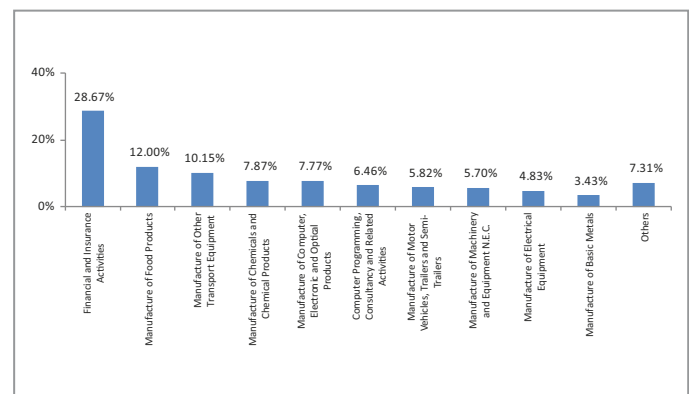
Asset Class



Rating Profile



Top 10 Sectors



Note : 'Financial & insurance activities' sector includes exposure to 'Fixed Deposits' & 'Certificate of Deposits', Central Government Securities (including TREPS).

Performance

Period	1 Month	6 Months	1 Year	2 Years	3 Years	4 Years	5 Years	7 Years	10 Years	Inception
Fund	2.29%	0.42%	0.28%	-	-	-	-	-	-	14.43%
Benchmark	2.16%	-0.08%	0.68%	-	-	-	-	-	-	10.86%

Returns less than or equal to 1 year are absolute. Returns greater than 1 year are compounded annualised growth rate (CAGR). Past performance is not indicative of future performance

May 2026

Focused 25 Fund

Fund Objective

To achieve capital appreciation by investing in a concentrated basket of up to 25 stocks across market capitalizations, predominantly in large caps.

Portfolio Allocation

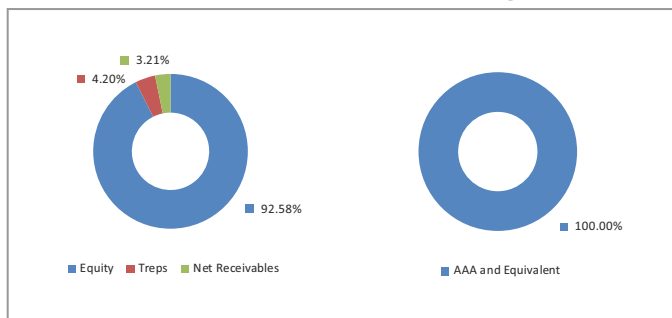
	Stated (%)	Actual (%)
Equity & Equity related instruments:	65 - 100	92.58
Cash, Bank Deposits, Liquid Mutual Funds and Money Market Instruments:	0 - 35	4.20
Net Current Assets*		3.21
Total		100.00

*Net current asset represents net of receivables and payables for investments held.

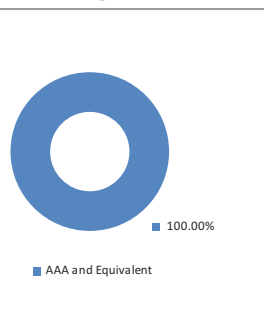
Portfolio

Company/Issuer	Exposure (%)
Equity	92.58%
ICICI Bank Ltd	8.86%
Reliance Industries Ltd	7.20%
HDFC Bank Ltd	5.68%
TVS Motor Company Ltd	4.77%
Eternal Ltd	4.76%
Maruti Suzuki India Ltd	4.65%
LG Electronics India Ltd	4.61%
Bharti Airtel Ltd	4.57%
Britannia Industries Ltd	4.36%
Shriram Finance Ltd	3.96%
Others	39.18%
Money Market, Deposits & Other	7.42%
Total	100.00%

Asset Class



Rating Profile



Performance

Period	1 Month	6 Months	1 Year	2 Years	3 Years	4 Years	5 Years	7 Years	10 Years	Inception
Fund	-2.37%	-9.26%	-2.24%	-	-	-	-	-	-	4.04%
Benchmark	-1.16%	-7.96%	-2.90%	-	-	-	-	-	-	3.09%

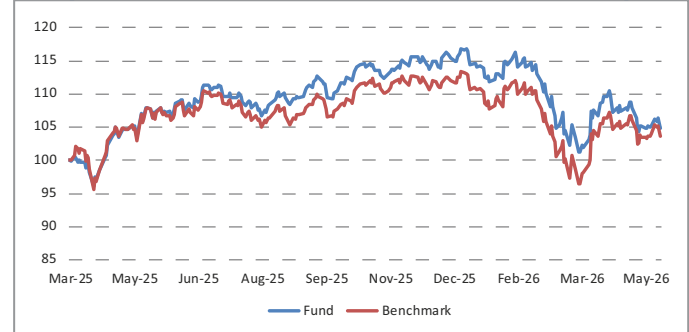
Returns less than or equal to 1 year are absolute. Returns greater than 1 year are compounded annualised growth rate (CAGR). Past performance is not indicative of future performance

Fund Details

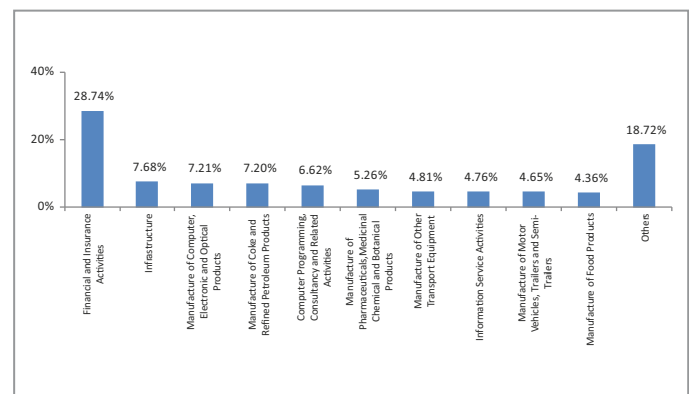
Description	
SFIN Number	ULIF09606/02/25FOCUSED25F116
Launch Date	20-Mar-25
Face Value	10
Risk Profile	Very High
Benchmark	NSE 100 Index
Fund Manager Name	Abhay Moghe
Number of funds managed by fund manager:	
Equity	33
Debt	-
Hybrid	10
NAV as on 29-May-2026	10.4830
AUM (Rs. Cr)*	313.86
Equity (Rs. Cr)	290.58
Debt (Rs. Cr)	13.20
Net current asset (Rs. Cr)	10.08

*AUM is excluding the last day unitisation.

Lumpsum Investment Growth of ₹100 Since Inception



Top 10 Sectors



Note : 'Financial & insurance activities' sector includes exposure to 'Fixed Deposits' & 'Certificate of Deposits'. Central Government Securities (including TREPS).

May 2026

Nifty 200 Alpha 30 Index Pension Fund

Fund Objective

To achieve capital appreciation by investing in a diversified basket of stocks across market capitalizations i.e. Large cap, mid cap and small cap

Portfolio Allocation

	Stated (%)	Actual (%)
Equity & Equity related instruments	85 - 100	98.86
Cash, Bank Deposits, Liquid Mutual Funds and Money Market Instruments	0 - 15	2.41
Net Current Assets*		-1.27
Total		100.00

*Net current asset represents net of receivables and payables for investments held.

Portfolio

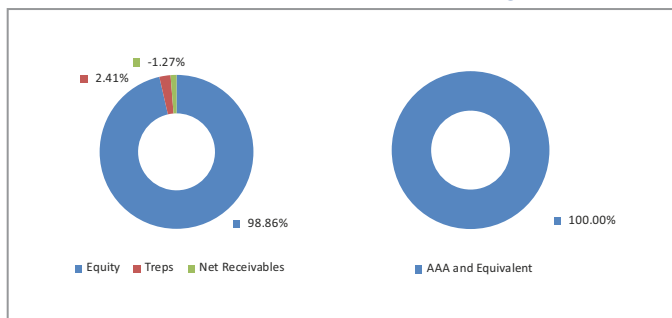
Company/Issuer	Exposure (%)
Equity	98.86%
Hitachi Energy India Ltd	8.97%
Laurus Labs Ltd	6.88%
Polycab India Ltd	5.27%
National Aluminium Company Ltd	5.17%
Cummins India Ltd	4.93%
Ashok Leyland Ltd	4.43%
Bharat Forge Ltd	4.38%
Bharat Electronics Ltd	3.91%
Glenmark Pharmaceuticals Ltd	3.84%
FSN E-Commerce Ventures Ltd	3.47%
Others	47.62%
Money Market, Deposits & Other	1.14%
Total	100.00%

Fund Details

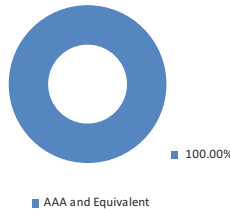
Description	
SFIN Number	ULIF010217/04/25N200A30PEN116
Launch Date	30-May-25
Face Value	10
Risk Profile	Very High
Benchmark	Nifty 200 Alpha 30
Fund Manager Name	Abhay Moghe
Number of funds managed by fund manager:	
Equity	33
Debt	-
Hybrid	10
NAV as on 29-May-2026	10.7945
AUM (Rs. Cr)*	29.41
Equity (Rs. Cr)	29.08
Debt (Rs. Cr)	0.71
Net current asset (Rs. Cr)	-0.37

*AUM is excluding the last day unitisation.

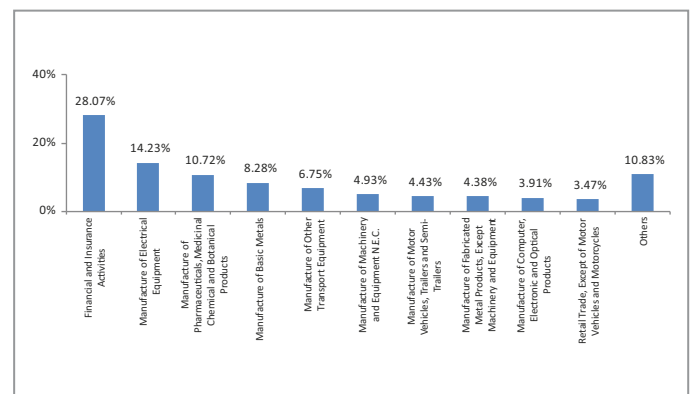
Asset Class



Rating Profile



Top 10 Sectors



Note : 'Financial & insurance activities' sector includes exposure to 'Fixed Deposits' & 'Certificate of Deposits', Central Government Securities (including TREPS).

Performance

Period	1 Month	6 Months	1 Year	2 Years	3 Years	4 Years	5 Years	7 Years	10 Years	Inception
Fund	5.13%	2.93%	7.95%	-	-	-	-	-	-	7.95%
Benchmark	4.00%	0.42%	6.91%	-	-	-	-	-	-	6.91%

Returns less than or equal to 1 year are absolute. Returns greater than 1 year are compounded annualised growth rate (CAGR). Past performance is not indicative of future performance

May 2026

Nifty 500 Multifactor 50 Index Fund

Fund Objective

To provide capital appreciation through investment in equities forming part of Nifty 500 Multifactor MQVLv 50 Index.

Portfolio Allocation

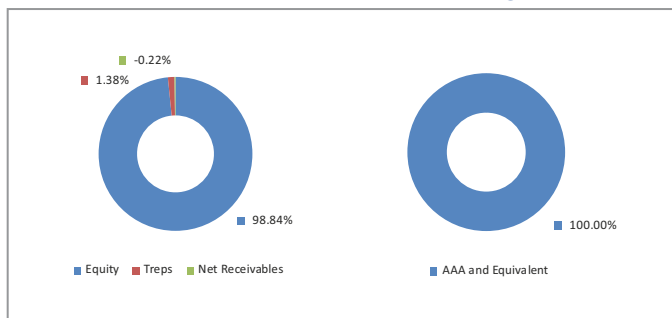
	Stated (%)	Actual (%)
Equity & Equity related instruments	65 - 100	98.84
Cash, Bank Deposits, Liquid Mutual Funds and Money Market Instruments	0 - 35	1.38
Net Current Assets*		-0.22
Total		100.00

*Net current asset represents net of receivables and payables for investments held.

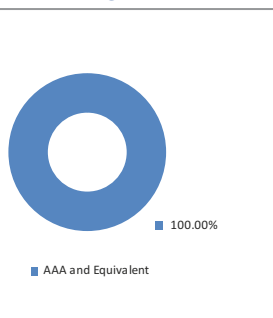
Portfolio

Company/Issuer	Exposure (%)
Equity	98.84%
Coal India Ltd	3.26%
Aster DM Healthcare Ltd	3.16%
Oil & Natural Gas Corporation Ltd	2.89%
Cummins India Ltd	2.73%
National Aluminium Company Ltd	2.71%
Power Finance Corporation Ltd	2.68%
Torrent Pharmaceuticals Ltd	2.67%
Indian Bank	2.61%
Federal Bank Ltd	2.60%
Asian Paints Ltd	2.54%
Others	70.97%
Money Market, Deposits & Other	1.16%
Total	100.00%

Asset Class



Rating Profile

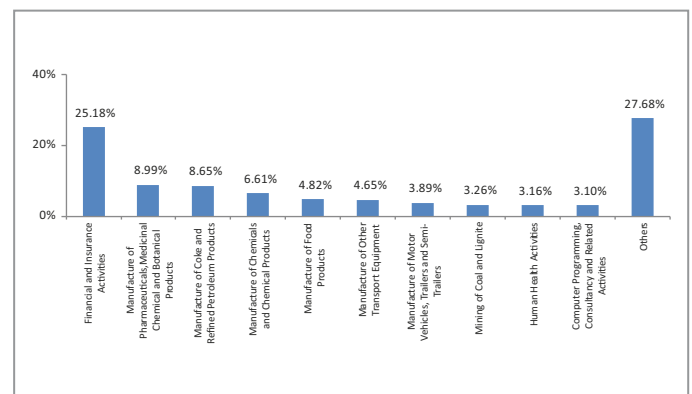


Fund Details

Description	
SFIN Number	ULIF010302/06/25N500MF50IN116
Launch Date	14-Jul-25
Face Value	10
Risk Profile	Very High
Benchmark	Nifty 500 Multifactor MQVLv 50 Index
Fund Manager Name	Abhay Moghe
Number of funds managed by fund manager:	
Equity	33
Debt	-
Hybrid	10
NAV as on 29-May-2026	9.5752
AUM (Rs. Cr)*	172.00
Equity (Rs. Cr)	170.00
Debt (Rs. Cr)	2.37
Net current asset (Rs. Cr)	-0.38

*AUM is excluding the last day unitisation.

Top 10 Sectors



Note : 'Financial & insurance activities' sector includes exposure to 'Fixed Deposits' & 'Certificate of Deposits', Central Government Securities (including TREPS).

Performance

Period	1 Month	6 Months	1 Year	2 Years	3 Years	4 Years	5 Years	7 Years	10 Years	Inception
Fund	-0.50%	-3.46%	-	-	-	-	-	-	-	-4.25%
Benchmark	-0.47%	-3.48%	-	-	-	-	-	-	-	-2.68%

Returns less than or equal to 1 year are absolute. Returns greater than 1 year are compounded annualised growth rate (CAGR). Past performance is not indicative of future performance

May 2026

Pure Stock Pension Fund II

Fund Objective

The investment objective of this fund is to specifically exclude companies dealing in Gambling, Contests, Liquor, Entertainment (Films, TV etc.), Hotels, Tobacco and Tobacco related Institutions.

Portfolio Allocation

	Stated (%)	Actual (%)
Equity	75 - 100	94.82
Money market instruments, Cash, Fixed deposits, Mutual funds	0 - 25	5.04
Net Current Assets*		0.15
Total		100.00

*Net current asset represents net of receivables and payables for investments held.

Portfolio

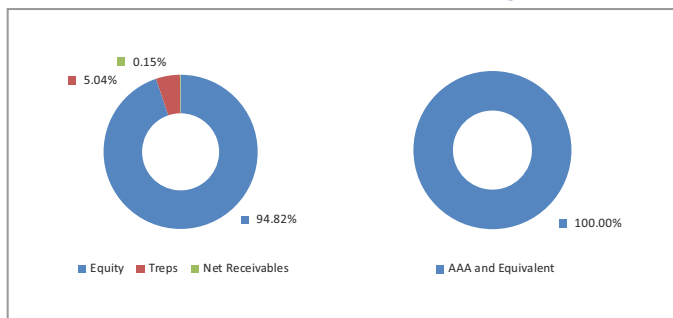
Company/Issuer	Exposure (%)
Equity	94.82%
Reliance Industries Ltd	6.29%
Bharti Airtel Ltd	5.80%
Tech Mahindra Ltd	3.92%
Larsen & Toubro Ltd	3.23%
LG Electronics India Ltd	3.22%
KSB Ltd	3.13%
Vishal Mega Mart Ltd	2.81%
Maruti Suzuki India Ltd	2.60%
Endurance Technologies Ltd	2.52%
Bayer CropScience Ltd	2.38%
Others	58.91%
Money Market, Deposits & Other	5.18%
Total	100.00%

Fund Details

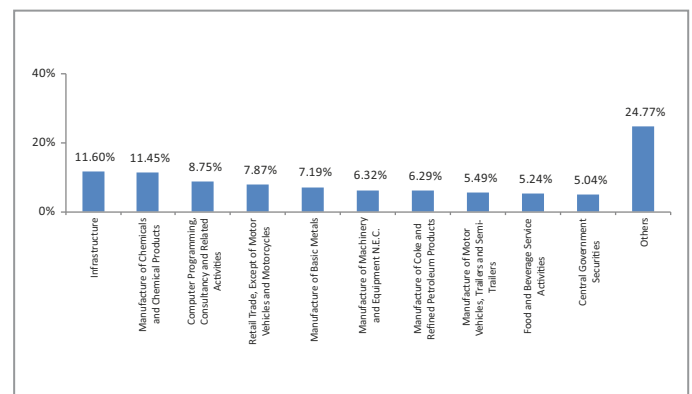
Description	
SFIN Number	ULIF010017/04/25PURSTKPEN2116
Launch Date	28-Aug-25
Face Value	10
Risk Profile	High
Benchmark	NIFTY 50
Fund Manager Name	Jamil Ansari
Number of funds managed by fund manager:	
Equity	18
Debt	-
Hybrid	-
NAV as on 29-May-2026	9.8692
AUM (Rs. Cr)*	21.64
Equity (Rs. Cr)	20.51
Debt (Rs. Cr)	1.09
Net current asset (Rs. Cr)	0.03

*AUM is excluding the last day unitisation.

Asset Class



Top 10 Sectors



Note : 'Financial & insurance activities' sector includes exposure to 'Fixed Deposits' & 'Certificate of Deposits', Central Government Securities (including TREPS).

Performance

Period	1 Month	6 Months	1 Year	2 Years	3 Years	4 Years	5 Years	7 Years	10 Years	Inception
Fund	-2.20%	-4.54%	-	-	-	-	-	-	-	-1.31%
Benchmark	-1.87%	-10.13%	-	-	-	-	-	-	-	-3.89%

Returns less than or equal to 1 year are absolute. Returns greater than 1 year are compounded annualised growth rate (CAGR). Past performance is not indicative of future performance

May 2026

BSE 500 Enhanced Value 50 Index fund

Fund Objective

To provide capital appreciation through investment in equities forming part of BSE 500 Enhanced Value 50 Index.

Portfolio Allocation

	Stated (%)	Actual (%)
Equity & Equity related instruments	65 - 100	98.85
Cash, Bank Deposits, Liquid Mutual Funds and Money Market Instruments	0 - 35	2.20
Net Current Assets*		-1.05
Total		100.00

*Net current asset represents net of receivables and payables for investments held.

Portfolio

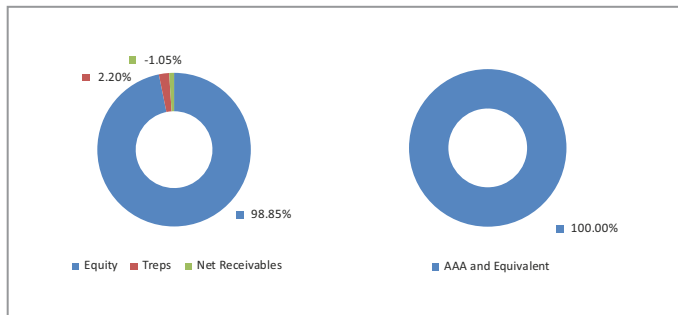
Company/Issuer	Exposure (%)
Equity	98.85%
Hindalco Industries Ltd	7.40%
Tata Motors Passenger Vehicles Ltd	7.40%
Coal India Ltd	6.43%
Oil & Natural Gas Corporation Ltd	6.18%
Bharat Petroleum Corporation Ltd	4.96%
Steel Authority of India Ltd	4.79%
Indian Oil Corporation Ltd	4.72%
State Bank of India	4.55%
GAIL (India) Ltd	3.74%
Power Finance Corporation Ltd	3.36%
Others	45.32%
Money Market, Deposits & Other	1.15%
Total	100.00%

Fund Details

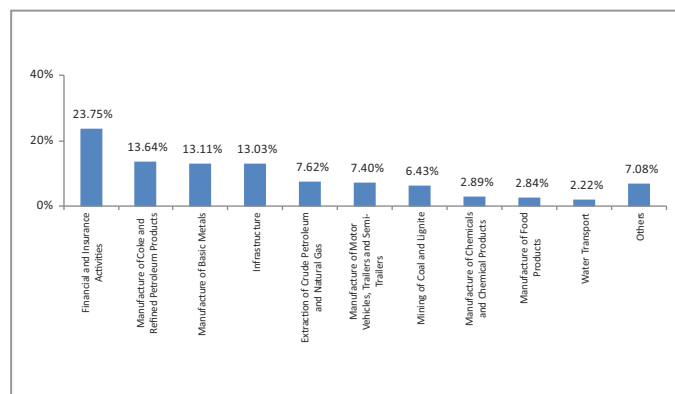
Description	
SFIN Number	ULIF010406/08/25B500EV50IN116
Launch Date	22-Sep-25
Face Value	10
Risk Profile	Very High
Benchmark	BSE 500 Enhanced Value 50 Index
Fund Manager Name	Abhay Moghe
Number of funds managed by fund manager:	
Equity	33
Debt	-
Hybrid	10
NAV as on 29-May-2026	10.8397
AUM (Rs. Cr)*	320.22
Equity (Rs. Cr)	316.52
Debt (Rs. Cr)	7.06
Net current asset (Rs. Cr)	-3.36

*AUM is excluding the last day unitisation.

Asset Class



Top 10 Sectors



Note : 'Financial & insurance activities' sector includes exposure to 'Fixed Deposits' & 'Certificate of Deposits', Central Government Securities (including TREPS).

Performance

Period	1 Month	6 Months	1 Year	2 Years	3 Years	4 Years	5 Years	7 Years	10 Years	Inception
Fund	-0.09%	5.64%	-	-	-	-	-	-	-	8.40%
Benchmark	-0.28%	4.49%	-	-	-	-	-	-	-	9.12%

Returns less than or equal to 1 year are absolute. Returns greater than 1 year are compounded annualised growth rate (CAGR). Past performance is not indicative of future performance

May 2026

Nifty 500 Multifactor 50 Index Pension Fund

Fund Objective

To provide capital appreciation through investment in equities forming part of Nifty 500 Multifactor MQVLv 50 Index

Portfolio Allocation

	Stated (%)	Actual (%)
Equity & Equity related instruments	65 - 100	98.97
Cash, Bank Deposits, Liquid Mutual Funds and Money Market Instruments	0 - 35	0.81
Net Current Assets*		0.22
Total		100.00

*Net current asset represents net of receivables and payables for investments held.

Portfolio

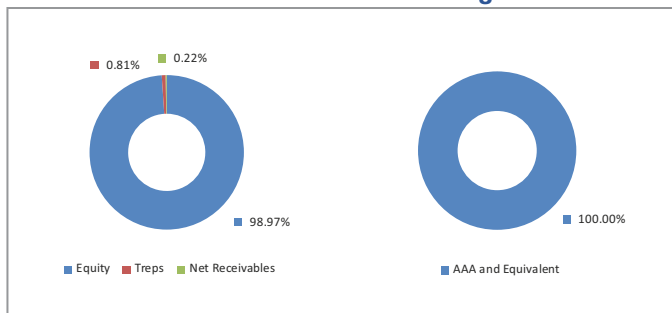
Company/Issuer	Exposure (%)
Equity	98.97%
Coal India Ltd	3.27%
Aster DM Healthcare Ltd	3.17%
Oil & Natural Gas Corporation Ltd	2.90%
Cummins India Ltd	2.74%
National Aluminium Company Ltd	2.71%
Power Finance Corporation Ltd	2.69%
Torrent Pharmaceuticals Ltd	2.68%
Indian Bank	2.61%
Federal Bank Ltd	2.60%
Asian Paints Ltd	2.55%
Others	71.06%
Money Market, Deposits & Other	1.03%
Total	100.00%

Fund Details

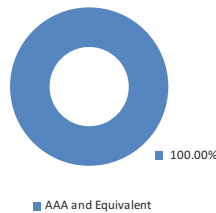
Description	
SFIN Number	ULIF010512/09/25N500MF50IP116
Launch Date	15-Oct-25
Face Value	10
Risk Profile	Very High
Benchmark	Nifty 500 Multifactor MQVLv 50 Index
Fund Manager Name	Abhay Moghe
Number of funds managed by fund manager:	
Equity	33
Debt	-
Hybrid	10
NAV as on 29-May-2026	9.8625
AUM (Rs. Cr)*	12.34
Equity (Rs. Cr)	12.21
Debt (Rs. Cr)	0.10
Net current asset (Rs. Cr)	0.03

*AUM is excluding the last day unitisation.

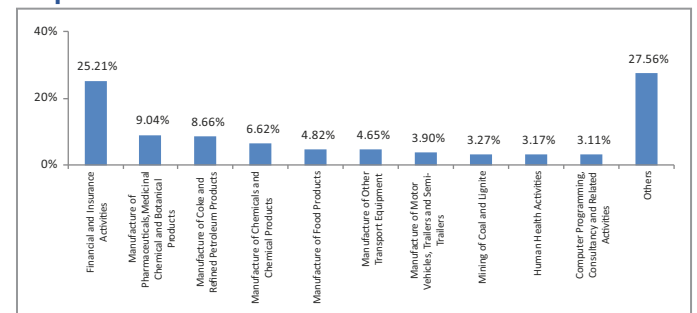
Asset Class



Rating Profile



Top 10 Sectors



Note : 'Financial & insurance activities' sector includes exposure to 'Fixed Deposits' & 'Certificate of Deposits'. Central Government Securities (including TREPS).

Performance

Period	1 Month	6 Months	1 Year	2 Years	3 Years	4 Years	5 Years	7 Years	10 Years	Inception
Fund	-0.50%	-1.84%	-	-	-	-	-	-	-	-1.37%
Benchmark	-0.47%	-3.48%	-	-	-	-	-	-	-	-2.27%

Returns less than or equal to 1 year are absolute. Returns greater than 1 year are compounded annualised growth rate (CAGR). Past performance is not indicative of future performance

May 2026

BSE 500 Enhanced Value 50 Index Pension fund

Fund Objective

To provide capital appreciation through investment in equities forming part of BSE 500 Enhanced Value 50 Index.

Portfolio Allocation

	Stated (%)	Actual (%)
Equity & Equity related instruments	65 - 100	98.83
Cash, Bank Deposits, Liquid Mutual Funds and Money Market Instruments	0 - 35	0.95
Net Current Assets*		0.22
Total		100.00

*Net current asset represents net of receivables and payables for investments held.

Portfolio

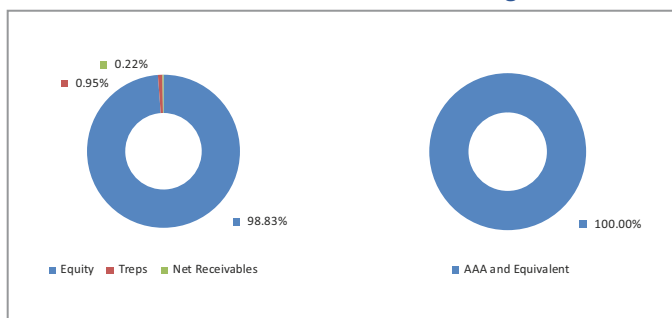
Company/Issuer	Exposure (%)
Equity	98.83%
Hindalco Industries Ltd	7.46%
Tata Motors Passenger Vehicles Ltd	7.45%
Coal India Ltd	6.48%
Oil & Natural Gas Corporation Ltd	6.23%
Bharat Petroleum Corporation Ltd	5.01%
Steel Authority of India Ltd	4.81%
Indian Oil Corporation Ltd	4.76%
State Bank of India	4.57%
GAIL (India) Ltd	3.77%
Hindustan Petroleum Corporation Ltd	3.38%
Others	44.91%
Money Market, Deposits & Other	1.17%
Total	100.00%

Fund Details

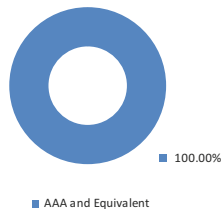
Description	
SFIN Number	ULIF010613/10/25B500EV50IP116
Launch Date	17-Nov-25
Face Value	10
Risk Profile	Very High
Benchmark	BSE 500 Enhanced Value 50 Index
Fund Manager Name	Abhay Moghe
Number of funds managed by fund manager:	
Equity	33
Debt	-
Hybrid	10
NAV as on 29-May-2026	10.3744
AUM (Rs. Cr)*	12.64
Equity (Rs. Cr)	12.49
Debt (Rs. Cr)	0.12
Net current asset (Rs. Cr)	0.03

*AUM is excluding the last day unitisation.

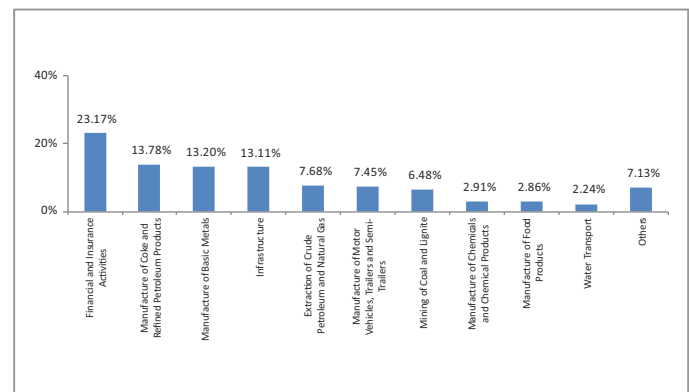
Asset Class



Rating Profile



Top 10 Sectors



Note: 'Financial & insurance activities' sector includes exposure to 'Fixed Deposits' & 'Certificate of Deposits', Central Government Securities (including TREPS).

Performance

Period	1 Month	6 Months	1 Year	2 Years	3 Years	4 Years	5 Years	7 Years	10 Years	Inception
Fund	-0.19%	3.62%	-	-	-	-	-	-	-	3.74%
Benchmark	-0.28%	4.49%	-	-	-	-	-	-	-	1.92%

Returns less than or equal to 1 year are absolute. Returns greater than 1 year are compounded annualised growth rate (CAGR). Past performance is not indicative of future performance

May 2026

BSE 500 Dividend Leaders 50 Index Fund

Fund Objective

To provide capital appreciation through investment in equities forming part of BSE 500 Dividend Leaders 50 Index

Portfolio Allocation

	Stated (%)	Actual (%)
Equity & Equity related instruments	65 - 100	98.80
Cash, Bank Deposits, Liquid Mutual Funds and Money Market Instruments	0 - 35	1.37
Net Current Assets*		-0.16
Total		100.00

*Net current asset represents net of receivables and payables for investments held.

Portfolio

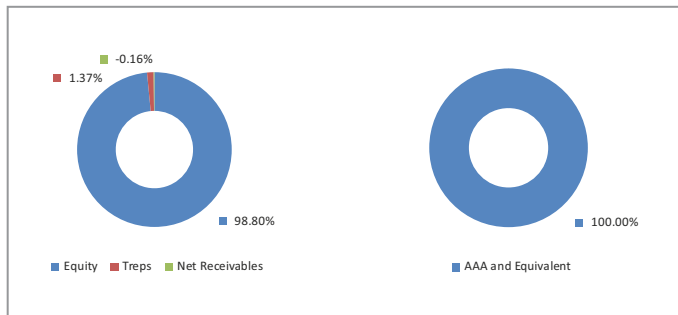
Company/Issuer	Exposure (%)
Equity	98.80%
Coal India Ltd	4.85%
Tata Steel Ltd	4.71%
Hero MotoCorp Ltd	4.65%
Bharat Petroleum Corporation Ltd	4.59%
ITC Ltd	4.49%
Oil & Natural Gas Corporation Ltd	4.43%
National Aluminium Company Ltd	4.41%
Power Finance Corporation Ltd	4.36%
Indian Oil Corporation Ltd	4.31%
Rural Electrification Corporation Ltd	4.28%
Others	53.72%
Money Market, Deposits & Other	1.20%
Total	100.00%

Fund Details

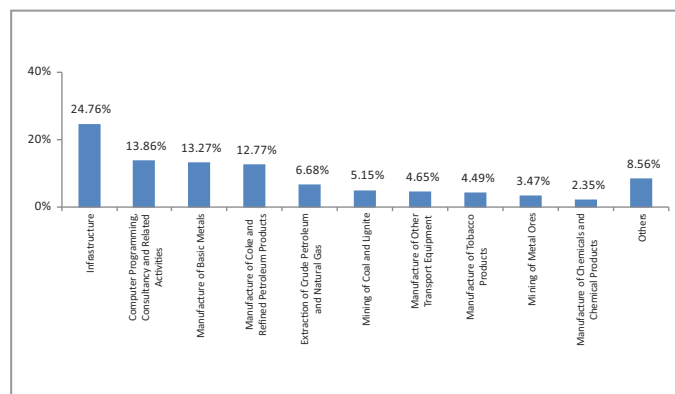
Description	
SFIN Number	ULIF010831/10/25B500DL50IN116
Launch Date	18-Dec-25
Face Value	10
Risk Profile	Very High
Benchmark	BSE 500 Dividend Leaders 50 Index
Fund Manager Name	Abhay Moghe
Number of funds managed by fund manager:	
Equity	33
Debt	-
Hybrid	10
NAV as on 29-May-2026	10.1744
AUM (Rs. Cr)*	62.15
Equity (Rs. Cr)	61.40
Debt (Rs. Cr)	0.85
Net current asset (Rs. Cr)	-0.10

*AUM is excluding the last day unitisation.

Asset Class



Top 10 Sectors



Note : 'Financial & insurance activities' sector includes exposure to 'Fixed Deposits' & 'Certificate of Deposits', Central Government Securities (including TREPS).

Performance

Period	1 Month	6 Months	1 Year	2 Years	3 Years	4 Years	5 Years	7 Years	10 Years	Inception
Fund	-2.44%	-	-	-	-	-	-	-	-	1.74%
Benchmark	-2.29%	-	-	-	-	-	-	-	-	1.16%

Returns less than or equal to 1 year are absolute. Returns greater than 1 year are compounded annualised growth rate (CAGR). Past performance is not indicative of future performance

May 2026

BSE 500 Quality 50 Index Fund

Fund Objective

To provide capital appreciation through investment in equities forming part of BSE 500 Quality 50 Index

Portfolio Allocation

	Stated (%)	Actual (%)
Equity & Equity related instruments	65 - 100	98.80
Cash, Bank Deposits, Liquid Mutual Funds and Money Market Instruments	0 - 35	1.36
Net Current Assets*		-0.16
Total		100.00

*Net current asset represents net of receivables and payables for investments held.

Portfolio

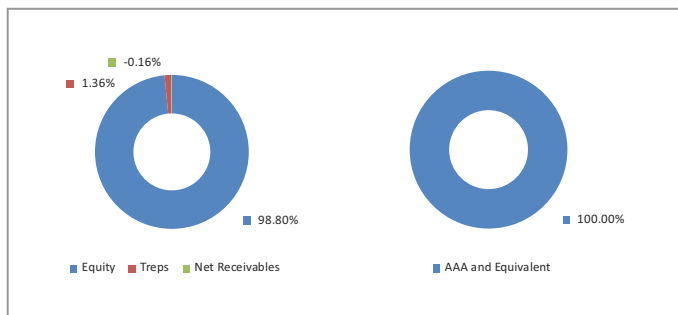
Company/Issuer	Exposure (%)
Equity	98.80%
GE Vernova T&D India Ltd	4.60%
Cummins India Ltd	4.43%
Multi Commodity Exchange of India Ltd	4.27%
Nestle India Ltd	4.21%
Suzlon Energy Ltd	4.20%
Hindustan Aeronautics Ltd	3.93%
Coal India Ltd	3.75%
Hindustan Unilever Ltd	3.64%
Tata Consultancy Services Ltd	3.51%
Infosys Ltd	3.48%
Others	58.79%
Money Market, Deposits & Other	1.20%
Total	100.00%

Fund Details

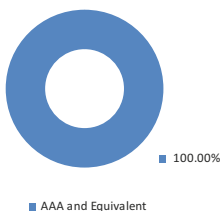
Description	
SFIN Number	ULIF011213/01/26B500QL50IN116
Launch Date	16-Feb-26
Face Value	10
Risk Profile	Very High
Benchmark	BSE 500 Quality 50 index
Fund Manager Name	Abhay Moghe
Number of funds managed by fund manager:	
Equity	33
Debt	-
Hybrid	10
NAV as on 29-May-2026	10.4518
AUM (Rs. Cr)*	27.90
Equity (Rs. Cr)	27.56
Debt (Rs. Cr)	0.38
Net current asset (Rs. Cr)	-0.05

*AUM is excluding the last day unitisation.

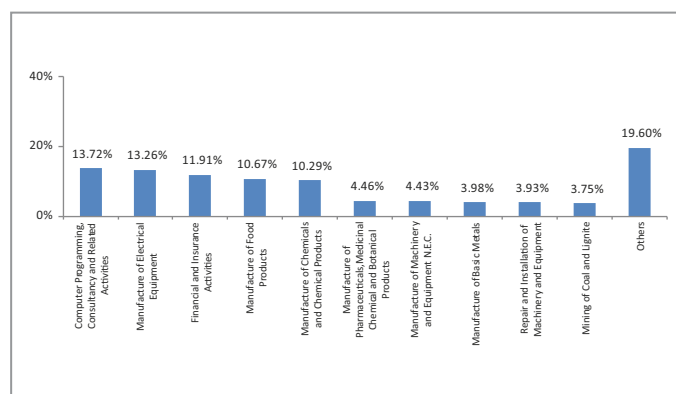
Asset Class



Rating Profile



Top 10 Sectors



Note : 'Financial & insurance activities' sector includes exposure to 'Fixed Deposits' & 'Certificate of Deposits', Central Government Securities (including TREPS).

Performance

Period	1 Month	6 Months	1 Year	2 Years	3 Years	4 Years	5 Years	7 Years	10 Years	Inception
Fund	1.08%	-	-	-	-	-	-	-	-	4.52%
Benchmark	1.11%	-	-	-	-	-	-	-	-	5.07%

Returns less than or equal to 1 year are absolute. Returns greater than 1 year are compounded annualised growth rate (CAGR). Past performance is not indicative of future performance

May 2026

BSE 500 Dividend Leaders 50 Index Pension Fund

Fund Objective

To provide capital appreciation through investment in equities forming part of BSE 500 Dividend Leaders 50 Index

Portfolio Allocation

	Stated (%)	Actual (%)
Equity & Equity related instruments	65 - 100	98.80
Cash, Bank Deposits, Liquid Mutual Funds and Money Market Instruments	0 - 35	1.38
Net Current Assets*		-0.18
Total		100.00

*Net current asset represents net of receivables and payables for investments held.

Portfolio

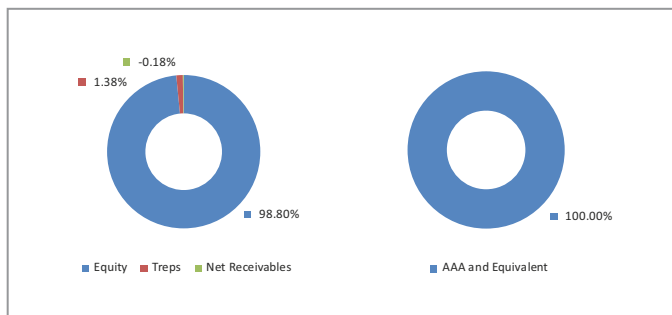
Company/Issuer	Exposure (%)
Equity	98.80%
Coal India Ltd	4.85%
Tata Steel Ltd	4.71%
Hero MotoCorp Ltd	4.65%
Bharat Petroleum Corporation Ltd	4.59%
ITC Ltd	4.49%
Oil & Natural Gas Corporation Ltd	4.43%
National Aluminium Company Ltd	4.41%
Power Finance Corporation Ltd	4.36%
Indian Oil Corporation Ltd	4.31%
Rural Electrification Corporation Ltd	4.28%
Others	53.72%
Money Market, Deposits & Other	1.20%
Total	100.00%

Fund Details

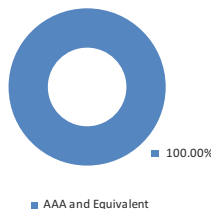
Description	
SFIN Number	ULIF11111/11/25B500DL50IP116
Launch Date	16-Jan-26
Face Value	10
Risk Profile	Very High
Benchmark	BSE 500 Dividend Leaders 50 Index
Fund Manager Name	Abhay Moghe
Number of funds managed by fund manager:	
Equity	33
Debt	-
Hybrid	10
NAV as on 29-May-2026	10.0323
AUM (Rs. Cr)*	7.26
Equity (Rs. Cr)	7.17
Debt (Rs. Cr)	0.10
Net current asset (Rs. Cr)	-0.01

*AUM is excluding the last day unitisation.

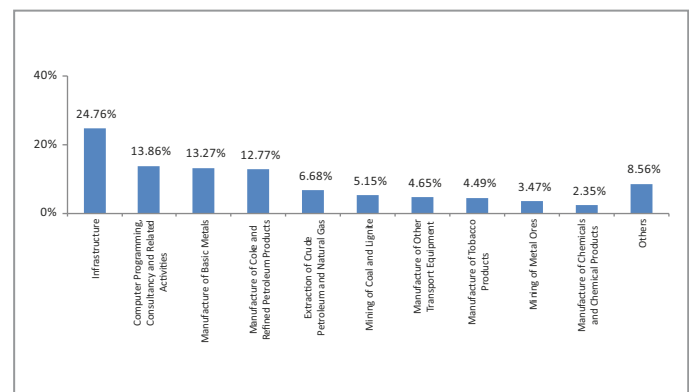
Asset Class



Rating Profile



Top 10 Sectors



Note : 'Financial & insurance activities' sector includes exposure to 'Fixed Deposits' & 'Certificate of Deposits', Central Government Securities (including TREPS).

Performance

Period	1 Month	6 Months	1 Year	2 Years	3 Years	4 Years	5 Years	7 Years	10 Years	Inception
Fund	-2.44%	-	-	-	-	-	-	-	-	0.32%
Benchmark	-2.29%	-	-	-	-	-	-	-	-	-2.87%

Returns less than or equal to 1 year are absolute. Returns greater than 1 year are compounded annualised growth rate (CAGR). Past performance is not indicative of future performance

May 2026

India Consumption Fund

Fund Objective

To achieve capital appreciation by investing in a diversified basket of equity and equity related instruments of companies in consumption and allied sectors

Portfolio Allocation

	Stated (%)	Actual (%)
Equity & Equity related instruments	65 - 100	98.34
Cash, Bank Deposits, Liquid Mutual Funds and Money Market Instruments	0 - 35	1.41
Net Current Assets*		0.25
Total		100.00

*Net current asset represents net of receivables and payables for investments held.

Portfolio

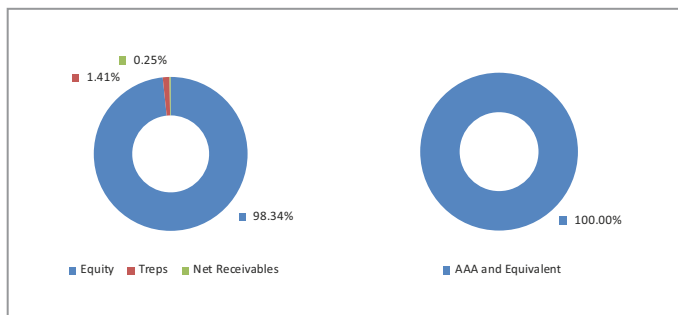
Company/Issuer	Exposure (%)
Equity	98.34%
Bharti Airtel Ltd	8.78%
ITC Ltd	8.27%
Mahindra & Mahindra Ltd	7.80%
Hindustan Unilever Ltd	6.89%
Maruti Suzuki India Ltd	5.46%
Eternal Ltd	4.81%
Asian Paints Ltd	4.79%
Titan Company Ltd	4.43%
Varun Beverages Ltd	3.38%
Hero MotoCorp Ltd	3.14%
Others	40.58%
Money Market, Deposits & Other	1.66%
Total	100.00%

Fund Details

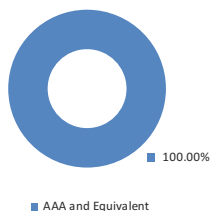
Description	
SFIN Number	ULIF010906/11/25INDCONSFND116
Launch Date	22-Dec-25
Face Value	10
Risk Profile	Very High
Benchmark	Nifty India Consumption Index
Fund Manager Name	Jamil Ansari
Number of funds managed by fund manager:	
Equity	18
Debt	-
Hybrid	-
NAV as on 29-May-2026	9.0212
AUM (Rs. Cr)*	156.21
Equity (Rs. Cr)	153.61
Debt (Rs. Cr)	2.20
Net current asset (Rs. Cr)	0.39

*AUM is excluding the last day unitisation.

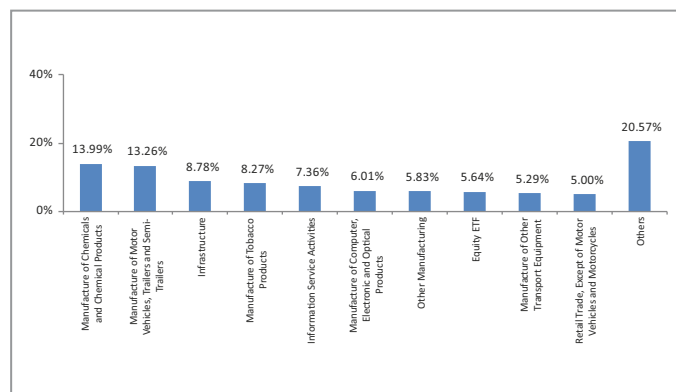
Asset Class



Rating Profile



Top 10 Sectors



Note: 'Financial & insurance activities' sector includes exposure to 'Fixed Deposits' & 'Certificate of Deposits', Central Government Securities (including TREPS).

Performance

Period	1 Month	6 Months	1 Year	2 Years	3 Years	4 Years	5 Years	7 Years	10 Years	Inception
Fund	-2.13%	-	-	-	-	-	-	-	-	-9.79%
Benchmark	-1.37%	-	-	-	-	-	-	-	-	-8.32%

Returns less than or equal to 1 year are absolute. Returns greater than 1 year are compounded annualised growth rate (CAGR). Past performance is not indicative of future performance

May 2026

BSE 500 Quality 50 Index Pension Fund

Fund Objective

To provide capital appreciation through investment in equities forming part of BSE 500 Quality 50 Index

Portfolio Allocation

	Stated (%)	Actual (%)
Equity & Equity related instruments	65 - 100	-
Cash, Bank Deposits, Liquid Mutual Funds and Money Market Instruments	0 - 35	99.31
Net Current Assets*		0.69
Total		100.00

*Net current asset represents net of receivables and payables for investments held.

Portfolio

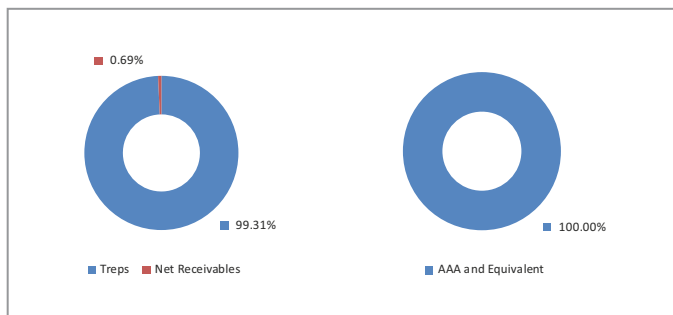
Company/Issuer	Exposure (%)
Money Market, Deposits & Other	100.00%
Total	100.00%

Fund Details

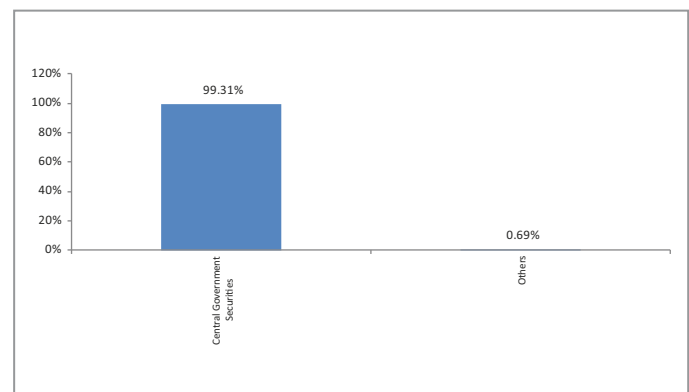
Description	
SFIN Number	ULIF011306/02/26B500Q50IPF116
Launch Date	16-Mar-26
Face Value	10
Risk Profile	Very High
Benchmark	BSE 500 Quality 50 index
Fund Manager Name	Abhay Moghe
Number of funds managed by fund manager:	
Equity	33
Debt	-
Hybrid	10
NAV as on 29-May-2026	10.0651
AUM (Rs. Cr)*	2.75
Equity (Rs. Cr)	-
Debt (Rs. Cr)	2.73
Net current asset (Rs. Cr)	0.02

*AUM is excluding the last day unitisation.

Asset Class



Top 10 Sectors



Note : 'Financial & insurance activities' sector includes exposure to 'Fixed Deposits' & 'Certificate of Deposits'. Central Government Securities (including TREPS).

Performance

Period	1 Month	6 Months	1 Year	2 Years	3 Years	4 Years	5 Years	7 Years	10 Years	Inception
Fund	0.30%	-	-	-	-	-	-	-	-	0.65%
Benchmark	1.11%	-	-	-	-	-	-	-	-	10.58%

Returns less than or equal to 1 year are absolute. Returns greater than 1 year are compounded annualised growth rate (CAGR). Past performance is not indicative of future performance

May 2026

Opportunities Fund

Fund Objective

To achieve long-term capital appreciation by investing in a diversified basket of equity and equity related instruments of companies predominantly* from the top 250 companies by market capitalisation. * Minimum 60% of invested equity to be in large & midcap stocks

Portfolio Allocation

	Stated (%)	Actual (%)
Equity & Equity related instruments	65 - 100	93.65
- Large Cap		72.73
- Mid Cap Stocks		21.78
- Other than Large & Mid Cap Stocks		5.48
Cash, Bank Deposits, Liquid Mutual Funds and Money Market Instruments	0 - 35	6.23
Net Current Assets*		0.12
Total		100.00

*Net current asset represents net of receivables and payables for investments held.

Portfolio

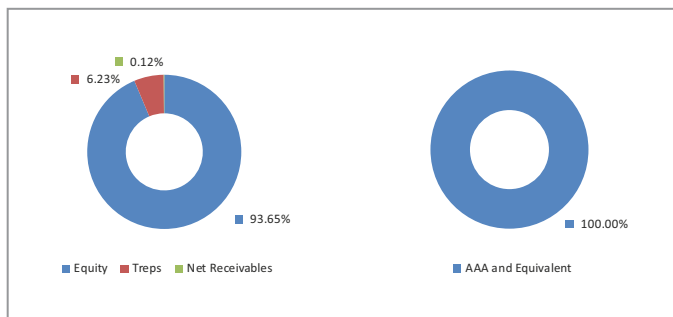
Company/Issuer	Exposure (%)
Equity	93.65%
HDFC Bank Ltd	6.11%
ICICI Bank Ltd	4.60%
Reliance Industries Ltd	3.62%
State Bank of India	3.50%
Maruti Suzuki India Ltd	3.03%
BSE Ltd	3.00%
Kotak Mahindra Bank Ltd	2.64%
Bharti Airtel Ltd	2.57%
Infosys Ltd	2.57%
Vedanta Ltd	2.56%
Others	59.46%
Money Market, Deposits & Other	6.35%
Total	100.00%

Fund Details

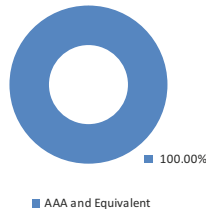
Description	
SFIN Number	ULIF011406/02/26BLOPNLC250116
Launch Date	16-Mar-26
Face Value	10
Risk Profile	Very High
Benchmark	Nifty Large Midcap 250
Fund Manager Name	Jamil Ansari
Number of funds managed by fund manager:	
Equity	18
Debt	-
Hybrid	-
NAV as on 29-May-2026	10.1993
AUM (Rs. Cr)*	137.59
Equity (Rs. Cr)	128.86
Debt (Rs. Cr)	8.57
Net current asset (Rs. Cr)	0.17

*AUM is excluding the last day unitisation.

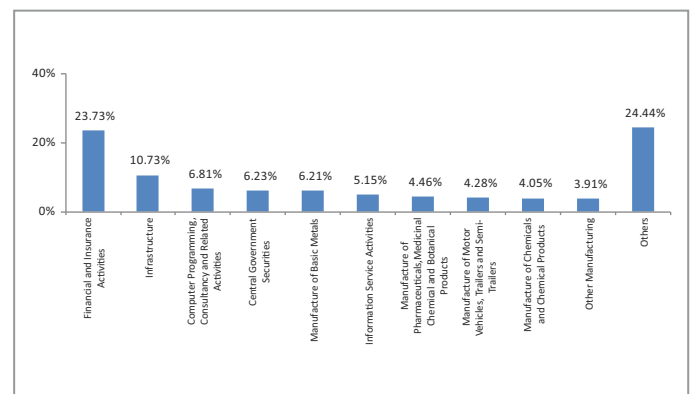
Asset Class



Rating Profile



Top 10 Sectors



Note : 'Financial & insurance activities' sector includes exposure to 'Fixed Deposits' & 'Certificate of Deposits'. Central Government Securities (including TREPS).

Performance

Period	1 Month	6 Months	1 Year	2 Years	3 Years	4 Years	5 Years	7 Years	10 Years	Inception
Fund	-0.02%	-	-	-	-	-	-	-	-	1.99%
Benchmark	0.76%	-	-	-	-	-	-	-	-	7.11%

Returns less than or equal to 1 year are absolute. Returns greater than 1 year are compounded annualised growth rate (CAGR). Past performance is not indicative of future performance

May 2026

Nifty 500 Low volatility 50 Index Fund

Fund Objective

To provide capital appreciation through investment in equities forming part of Nifty 500 Low volatility 50 index

Portfolio Allocation

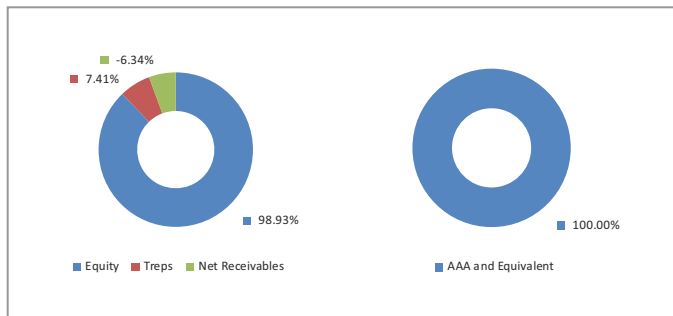
	Stated (%)	Actual (%)
Equity & Equity related instruments	65 - 100	98.93
Cash, Bank Deposits, Liquid Mutual Funds and Money Market Instruments	0 - 35	7.41
Net Current Assets*		-6.34
Total		100.00

*Net current asset represents net of receivables and payables for investments held.

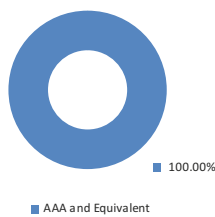
Portfolio

Company/Issuer	Exposure (%)
Equity	98.93%
Coal India Ltd	5.67%
Asian Paints Ltd	5.55%
Power Grid Corporation of India Ltd	5.43%
Bharti Airtel Ltd	4.95%
Maruti Suzuki India Ltd	4.52%
Apollo Hospitals Enterprise Ltd	4.10%
Tata Consultancy Services Ltd	3.93%
Eicher Motors Ltd	3.92%
Oil & Natural Gas Corporation Ltd	3.87%
Dr Reddys Laboratories Ltd	3.70%
Others	53.29%
Money Market, Deposits & Other	1.07%
Total	100.00%

Asset Class



Rating Profile

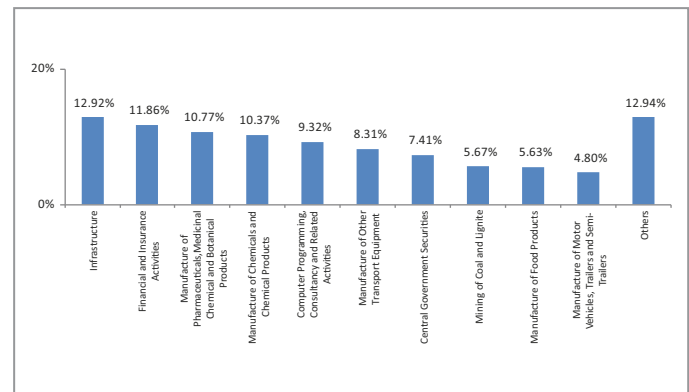


Fund Details

Description	
SFIN Number	ULIF011517/03/26N500LV50IN116
Launch Date	30-Apr-26
Face Value	10
Risk Profile	Very High
Benchmark	Nifty 500 Low volatility 50
Fund Manager Name	Abhay Moghe
Number of funds managed by fund manager:	
Equity	33
Debt	-
Hybrid	10
NAV as on 29-May-2026	9.8254
AUM (Rs. Cr)*	11.34
Equity (Rs. Cr)	11.22
Debt (Rs. Cr)	0.84
Net current asset (Rs. Cr)	-0.72

*AUM is excluding the last day unitisation.

Top 10 Sectors



Note : 'Financial & insurance activities' sector includes exposure to 'Fixed Deposits' & 'Certificate of Deposits', Central Government Securities (including TREPS).

Performance

Period	1 Month	6 Months	1 Year	2 Years	3 Years	4 Years	5 Years	7 Years	10 Years	Inception
Fund	-1.75%	-	-	-	-	-	-	-	-	-1.75%
Benchmark	-1.31%	-	-	-	-	-	-	-	-	-1.31%

Returns less than or equal to 1 year are absolute. Returns greater than 1 year are compounded annualised growth rate (CAGR). Past performance is not indicative of future performance

May 2026

Nifty 500 Low volatility 50 Index Pension Fund

Fund Objective

To provide capital appreciation through investment in equities forming part of Nifty 500 Low volatility 50 index

Portfolio Allocation

	Stated (%)	Actual (%)
Equity & Equity related instruments	65 - 100	0.00
Cash, Bank Deposits, Liquid Mutual Funds and Money Market Instruments	0 - 35	98.88
Net Current Assets*		1.12
Total		100.00

*Net current asset represents net of receivables and payables for investments held.

Portfolio

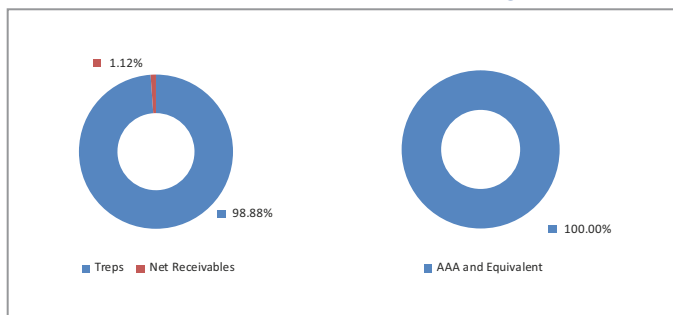
Company/Issuer	Exposure (%)
Money Market, Deposits & Other	100.00%
Total	100.00%

Fund Details

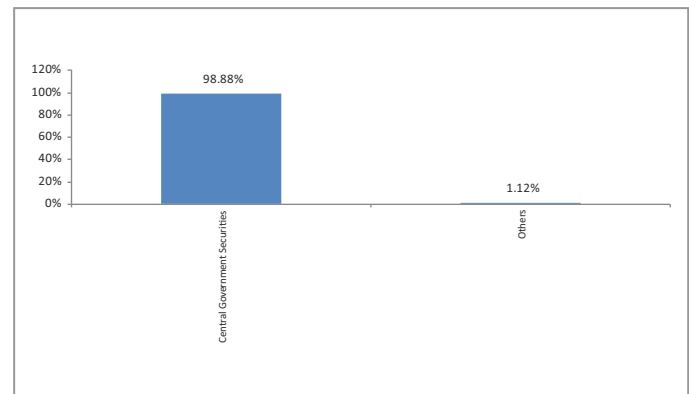
Description	
SFIN Number	ULIF011617/03/26N500LV50IP116
Launch Date	8-May-26
Face Value	10
Risk Profile	Very High
Benchmark	Nifty 500 Low volatility 50
Fund Manager Name	Abhay Moghe
Number of funds managed by fund manager:	
Equity	33
Debt	-
Hybrid	10
NAV as on 29-May-2026	10.0195
AUM (Rs. Cr)*	1.42
Equity (Rs. Cr)	-
Debt (Rs. Cr)	1.40
Net current asset (Rs. Cr)	0.02

*AUM is excluding the last day unitisation.

Asset Class



Top 10 Sectors



Note : 'Financial & insurance activities' sector includes exposure to 'Fixed Deposits' & 'Certificate of Deposits'. Central Government Securities (including TREPS).

Performance

Period	1 Month	6 Months	1 Year	2 Years	3 Years	4 Years	5 Years	7 Years	10 Years	Inception
Fund	-	-	-	-	-	-	-	-	-	0.20%
Benchmark	-	-	-	-	-	-	-	-	-	-2.61%

Returns less than or equal to 1 year are absolute. Returns greater than 1 year are compounded annualised growth rate (CAGR). Past performance is not indicative of future performance

May 2026

Asset Allocation Fund

Fund Objective

To realize a level of total income, including current income and capital appreciation, which is consistent with reasonable investment risk. The investment strategy will involve a flexible policy for allocating assets among equities, bonds and cash.

Portfolio Allocation

	Stated (%)	Actual (%)
Equity	0 - 100	73.12
Debt and Money market instruments	0 - 100	26.30
Net Current Assets*		0.57
Total		100.00

*Net current asset represents net of receivables and payables for investments held.

Portfolio

Company/Issuer	Exposure (%)
Equity	73.12%
ICICI Bank Ltd	7.34%
Reliance Industries Ltd	6.20%
HDFC Bank Ltd	5.52%
Bharti Airtel Ltd	3.81%
UltraTech Cement Ltd	3.37%
State Bank of India	3.34%
Coal India Ltd	2.91%
LG Electronics India Ltd	2.56%
Infosys Ltd	2.45%
Maruti Suzuki India Ltd	2.45%
Others	33.17%
Corporate Bond	13.08%
6.80% National Housing Bank (U) NCD (MD 02/04/2032)	3.72%
7.73% LIC HF Ltd (S) NCD (MD 22/03/2034) (P 22/04/2027)	2.92%
7.74% LIC HF Ltd Tr.448 (S) NCD (MD 22/10/2027)	1.95%
7.37% IRFC Ltd Series 181 (U) NCD (MD 31/07/2029)	1.16%
10.63% IOT Series IV-STRIP-6 (S) NCD (MD 20/09/2028)	0.86%
7.58% LIC HF Ltd (S) NCD (MD 23/03/2035) (P 24/08/2027)	0.78%
8.45% Bajaj Finance Ltd (U) NCD (MD 29/09/2026)	0.53%
8.75% Bajaj Finance Ltd (U) NCD (MD 14/08/2026)	0.51%
6.66% SIDBI NCD SERIES I (U) (MD 25/10/2028)	0.38%
6.66% NABARD (U) NCD (MD 12/10/2028)	0.27%
Sovereign	8.76%
6.90% GOI (MD 15/04/2065)	4.67%
6.68% GOI (MD 27/01/2033)	1.35%
7.70% Karnataka SDL (MD 08/11/2033)	1.12%
6.36% GOI (MD 16/02/2031)	0.96%
6.68% GOI (MD 07/07/2040)	0.37%
7.12% Maharashtra SDL (MD 05/02/2036)	0.19%
6.48% GOI (MD 06/10/2035)	0.06%
6.77% Maharashtra SDL (MD 25/02/2030)	0.05%
Money Market, Deposits & Other	5.04%
Total	100.00%

Fund Details

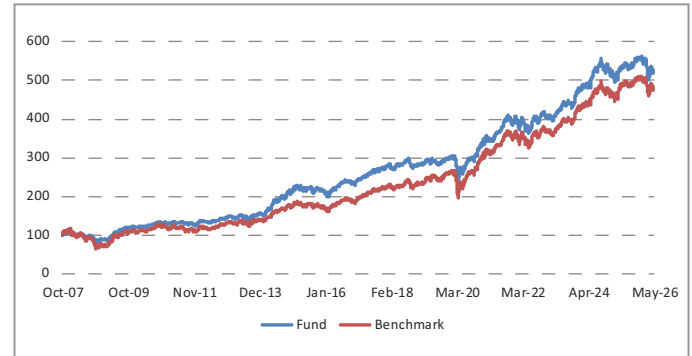
Description		
SFIN Number	ULIF04528/09/07ASSETALLOC116	
Launch Date	01-Oct-07	
Face Value	10	
Risk Profile	High	
Benchmark	CRISIL Balanced Fund – Aggressive Index	
Fund Manager Name	Abhay Moghe, Ameya Deshpande	
Number of funds managed by fund manager:	Abhay Moghe	Ameya Deshpande
Equity	33	-
Debt	-	12
Hybrid	10	10
NAV as on 29-May-2026	52.2108	
AUM (Rs. Cr)*	512.33	
Equity (Rs. Cr)	374.63	
Debt (Rs. Cr)	134.77	
Net current asset (Rs. Cr)	2.94	

*AUM is excluding the last day unitisation.

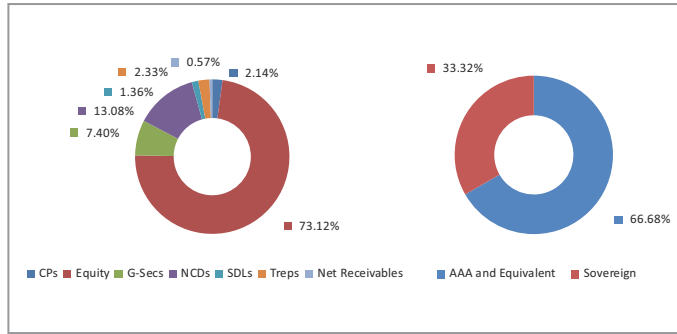
Quantitative Indicators

Modified Duration in Years	4.12
Average Maturity in Years	9.39
Yield to Maturity in %	7.46

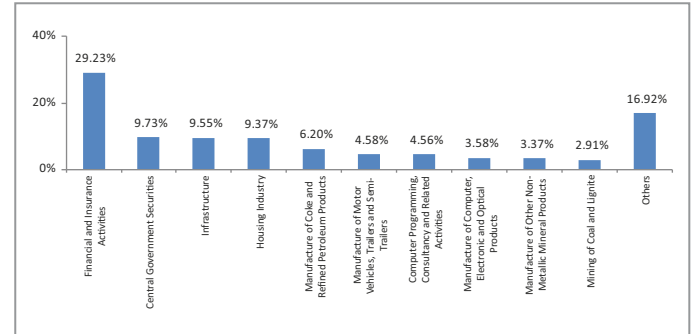
Lumpsum Investment Growth of ₹100 Since Inception



Asset Class



Top 10 Sectors



Note : 'Financial & insurance activities' sector includes exposure to 'Fixed Deposits' & 'Certificate of Deposits'. Central Government Securities (including TREPS).

Performance

Period	1 Month	6 Months	1 Year	2 Years	3 Years	4 Years	5 Years	7 Years	10 Years	Inception
Fund	-1.37%	-6.98%	-2.49%	2.97%	7.19%	8.05%	7.56%	8.37%	8.74%	9.26%
Benchmark	-1.14%	-6.20%	-2.24%	3.59%	7.71%	8.55%	7.75%	9.50%	10.14%	8.73%

Returns less than or equal to 1 year are absolute. Returns greater than 1 year are compounded annualised growth rate (CAGR). Past performance is not indicative of future performance

May 2026

Asset Allocation Pension Fund

Fund Objective

To realize a level of total income, including current income and capital appreciation, which is consistent with reasonable investment risk. The investment strategy will involve a flexible policy for allocating assets among equities, bonds and cash. The fund strategy will be to adjust the mix between these asset classes to capitalize on the changing financial markets and economic conditions.

Portfolio Allocation

	Stated (%)	Actual (%)
Equity	0 - 100	73.79
Debt and Money market instruments	0 - 100	25.81
Net Current Assets*		0.40
Total		100.00

*Net current asset represents net of receivables and payables for investments held.

Portfolio

Company/Issuer	Exposure (%)
Equity	73.79%
ICICI Bank Ltd	7.15%
Reliance Industries Ltd	6.26%
HDFC Bank Ltd	6.04%
Bharti Airtel Ltd	4.79%
UltraTech Cement Ltd	3.36%
State Bank of India	3.30%
Coal India Ltd	2.90%
Maruti Suzuki India Ltd	2.60%
LG Electronics India Ltd	2.59%
Axis Bank Ltd	2.50%
Others	32.29%
Corporate Bond	10.12%
6.80% National Housing Bank (U) NCD (MD 02/04/2032)	6.60%
7.68% NABARD (U) NCD (MD 30/04/2029)	2.66%
7.58% LIC HF Ltd (S) NCD (MD 23/03/2035) (P 24/08/2027)	0.86%
Sovereign	11.57%
6.36% GOI (MD 16/02/2031)	5.10%
6.77% Maharashtra SDL (MD 25/02/2030)	3.40%
6.48% GOI (MD 06/10/2035)	3.07%
Money Market, Deposits & Other	4.52%
Total	100.00%

Fund Details

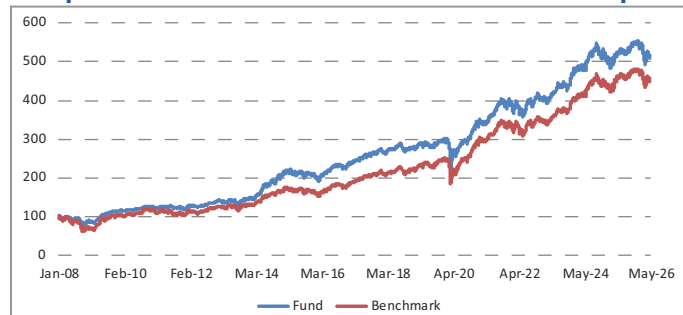
Description		
SFIN Number	ULIF04628/01/08ASALLOCPEN116	
Launch Date	27-Jan-08	
Face Value	10	
Risk Profile	High	
Benchmark	CRISIL Balanced Fund – Aggressive Index	
Fund Manager Name	Abhay Moghe, Ameya Deshpande	
Number of funds managed by fund manager:	Abhay Moghe	Ameya Deshpande
Equity	33	
Debt	-	12
Hybrid	10	10
NAV as on 29-May-2026	50.9928	
AUM (Rs. Cr)*	28.88	
Equity (Rs. Cr)	21.31	
Debt (Rs. Cr)	7.45	
Net current asset (Rs. Cr)	0.12	

*AUM is excluding the last day unitisation.

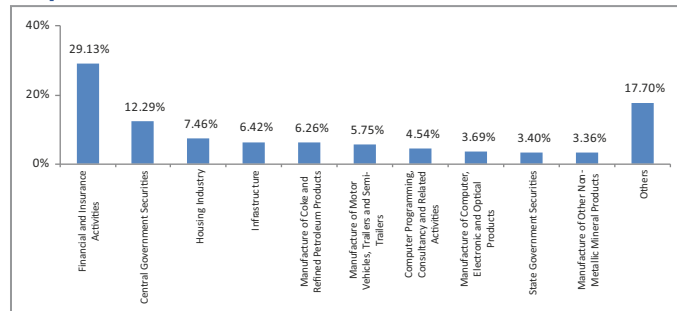
Quantitative Indicators

Modified Duration in Years	3.48
Average Maturity in Years	4.38
Yield to Maturity in %	7.07

Lumpsum Investment Growth of ₹100 Since Inception

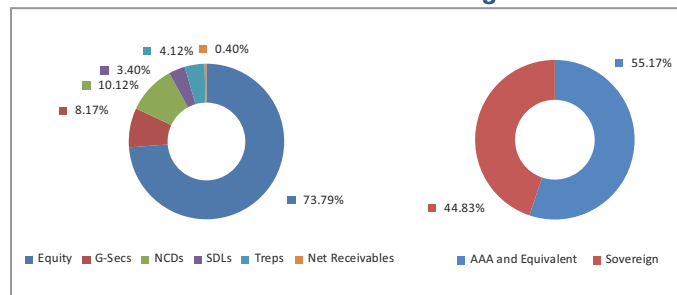


Top 10 Sectors

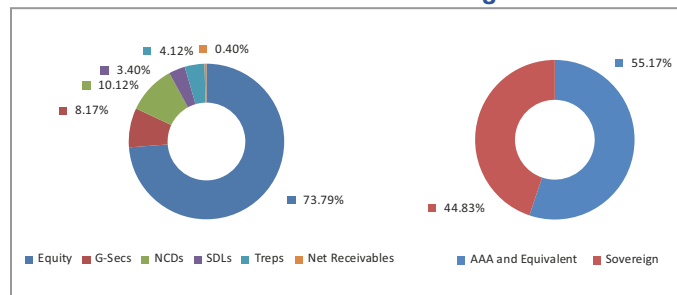


Note: 'Financial & insurance activities' sector includes exposure to 'Fixed Deposits' & 'Certificate of Deposits'. Central Government Securities (including TREPS).

Asset Class



Rating Profile



Performance

Period	1 Month	6 Months	1 Year	2 Years	3 Years	4 Years	5 Years	7 Years	10 Years	Inception
Fund	-1.46%	-7.31%	-2.36%	2.37%	6.65%	7.82%	7.43%	8.37%	8.91%	9.29%
Benchmark	-1.14%	-6.20%	-2.24%	3.59%	7.71%	8.55%	7.75%	9.50%	10.14%	8.55%

Returns less than or equal to 1 year are absolute. Returns greater than 1 year are compounded annualised growth rate (CAGR). Past performance is not indicative of future performance

May 2026

Asset Allocation Fund II

Fund Objective

The investment objective of this fund will be to realize a level of total income, including current income and capital appreciation, which is consistent with reasonable investment risk. The investment strategy will involve a flexible policy for allocating assets among equities, bonds and cash.

Portfolio Allocation

	Stated (%)	Actual (%)
Equity	40 - 90	73.37
Debt , Bank deposits & Fixed Income Securities	0 - 60	19.57
Money Market instrument	0 - 50	6.70
Net Current Assets*		0.36
Total		100.00

*Net current asset represents net of receivables and payables for investments held.

Company/Issuer	Exposure (%)
Equity	73.37%
ICICI Bank Ltd	7.37%
Reliance Industries Ltd	6.37%
HDFC Bank Ltd	5.77%
Bharti Airtel Ltd	3.95%
State Bank of India	3.34%
UltraTech Cement Ltd	3.29%
Coal India Ltd	2.84%
Maruti Suzuki India Ltd	2.76%
LG Electronics India Ltd	2.54%
Infosys Ltd	2.46%
Axis Bank Ltd	2.45%
Eternal Ltd	1.83%
Kotak Mahindra Bank Ltd	1.80%
Cummins India Ltd	1.76%
Shriram Finance Ltd	1.63%
Bajaj Finance Ltd	1.61%
HDFC Asset Management Company Ltd	1.58%
Britannia Industries Ltd	1.54%
Tata Consultancy Services Ltd	1.52%
Hindustan Unilever Ltd	1.42%
TVS Motor Company Ltd	1.34%
Mahindra & Mahindra Ltd	1.22%
SBI Life Insurance Company Ltd	1.21%
Sun Pharmaceuticals Industries Ltd	1.19%
Tata Steel Ltd	1.13%
Titan Company Ltd	1.11%
CG Power & Industrial Solutions Ltd	1.08%
NTPC Ltd	1.06%
Bharat Electronics Ltd	1.02%
Samvardhana Motherson International Ltd	0.90%
Asian Paints Ltd	0.79%
Nestle India Ltd	0.69%
Tech Mahindra Ltd	0.66%
IDFC First Bank Ltd	0.64%
Max Healthcare Institute Ltd	0.56%
Eclerx Services Ltd	0.31%
Vedanta Aluminium Metal Ltd	0.14%
Malco Energy Limited	0.14%
Vedanta Iron and Steel Ltd	0.14%
Talwandi Sabo Power Ltd	0.14%
Apollo Hospitals Enterprise Ltd	0.03%
6% Non-Convertible Pref Share TVS Motor Co.Ltd	0.02%

Fund Details

Description	
SFIN Number	ULIF07205/12/13ASSETALL02116
Launch Date	31-Mar-14
Face Value	10
Risk Profile	High
Benchmark	CRISIL Balanced Fund – Aggressive Index
Fund Manager Name	Abhay Moghe, Ameya Deshpande
Number of funds managed by fund manager:	Abhay Moghe Ameya Deshpande
Equity	33
Debt	- 12
Hybrid	10 10
NAV as on 29-May-2026	30.3067
AUM (Rs. Cr)*	253.93
Equity (Rs. Cr)	186.30
Debt (Rs. Cr)	66.71
Net current asset (Rs. Cr)	0.91

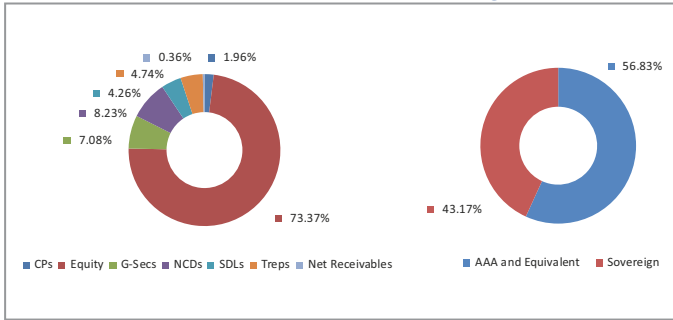
*AUM is excluding the last day unitisation.

Company/Issuer	Exposure (%)
Corporate Bond	8.23%
6.80% National Housing Bank (U) NCD (MD 02/04/2032)	4.50%
7.35% EXIM Bank Series AA02 (U) NCD (MD 27/07/2028)	1.56%
7.58% LIC HF Ltd (S) NCD (MD 23/03/2035) (P 24/08/2027)	0.79%
7.37% IRFC Ltd Series 181 (U) NCD (MD 31/07/2029)	0.70%
6.66% NABARD (U) NCD (MD 12/10/2028)	0.38%
7.45% IRFC Ltd Series 172B (U) NCD (MD 13/10/2028)	0.29%
Sovereign	11.34%
6.90% GOI (MD 15/04/2065)	4.04%
6.77% Maharashtra SDL (MD 25/02/2030)	3.00%
6.36% GOI (MD 16/02/2031)	1.16%
6.68% GOI (MD 27/01/2033)	0.79%
7.25% Gujarat SDL (MD 09/03/2032)	0.77%
6.68% GOI (MD 07/07/2040)	0.74%
7.70% Karnataka SDL (MD 08/11/2033)	0.49%
6.48% GOI (MD 06/10/2035)	0.35%
Money Market, Deposits & Other	7.06%
Total	100.00%

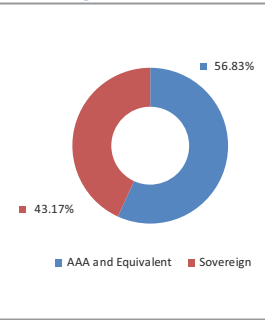
Quantitative Indicators

Modified Duration in Years	4.22
Average Maturity in Years	8.97
Yield to Maturity in %	7.19

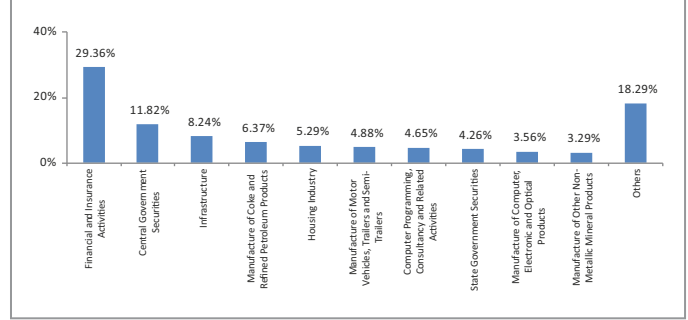
Asset Class



Rating Profile

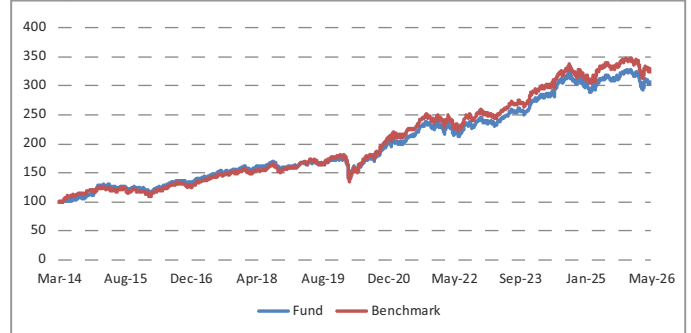


Top 10 Sectors



Note : 'Financial & insurance activities' sector includes exposure to 'Fixed Deposits' & 'Certificate of Deposits'. Central Government Securities (including TREPS).

Lumpsum Investment Growth of ₹100 Since Inception



Performance

Period	1 Month	6 Months	1 Year	2 Years	3 Years	4 Years	5 Years	7 Years	10 Years	Inception
Fund	-1.40%	-7.18%	-2.65%	2.70%	7.04%	7.94%	7.51%	8.62%	8.97%	9.54%
Benchmark	-1.14%	-6.20%	-2.24%	3.59%	7.71%	8.55%	7.75%	9.50%	10.14%	10.17%

Returns less than or equal to 1 year are absolute. Returns greater than 1 year are compounded annualised growth rate (CAGR). Past performance is not indicative of future performance

May 2026

Dynamic Asset Allocation Fund

Fund Objective

The investment objective of this fund will be to realize a steady stream of current income and as well as generate capital appreciation with appropriate risk and return expectations of the asset classes. The investment strategy would involve a flexible asset allocation among fixed income and equity securities based on the outlook for each of these asset classes.

Portfolio Allocation

	Stated (%)	Actual (%)
Equity	10% - 90%	58.91
Debt & Debt Related Instruments	10% -90%	26.82
Money market instruments	0% - 80%	13.61
Net Current Assets*		0.65
Total		100.00

*Net current asset represents net of receivables and payables for investments held.

Portfolio

Company/Issuer	Exposure (%)
Equity	58.91%
HDFC Bank Ltd	6.64%
ICICI Bank Ltd	5.23%
Reliance Industries Ltd	5.20%
Bharti Airtel Ltd	2.97%
Larsen & Toubro Ltd	2.79%
Infosys Ltd	2.37%
State Bank of India	2.33%
Axis Bank Ltd	2.15%
Kotak Mahindra Bank Ltd	1.65%
ITC Ltd	1.61%
Mahindra & Mahindra Ltd	1.59%
Tata Consultancy Services Ltd	1.34%
Hindustan Unilever Ltd	1.11%
Sun Pharmaceuticals Industries Ltd	1.11%
NTPC Ltd	1.07%
Eternal Ltd	1.05%
Maruti Suzuki India Ltd	1.00%
Tata Steel Ltd	1.00%
Titan Company Ltd	0.98%
Hindalco Industries Ltd	0.95%
Bharat Electronics Ltd	0.86%
UltraTech Cement Ltd	0.79%
Shriram Finance Ltd	0.77%
Power Grid Corporation of India Ltd	0.77%
HCL Technologies Ltd	0.73%
Asian Paints Ltd	0.70%
JSW Steel Ltd	0.70%
Grasim Industries Ltd	0.70%
Coal India Ltd	0.61%
Oil & Natural Gas Corporation Ltd	0.60%
Nestle India Ltd	0.59%
InterGlobe Aviation Ltd	0.58%
Eicher Motors Ltd	0.58%
Tech Mahindra Ltd	0.55%
Trent Ltd	0.55%
Apollo Hospitals Enterprise Ltd	0.49%
Tata Motors Passenger Vehicles Ltd	0.48%
SBI Life Insurance Company Ltd	0.48%
Dr Reddys Laboratories Ltd	0.46%
Cipla Ltd	0.46%

Fund Details

Description		
SFIN Number	ULIF08617/01/23DYNASALOC116	
Launch Date	25-Sep-23	
Face Value	10	
Risk Profile	High	
Benchmark	Crisil Dynamic Asset Allocation Index*	
Fund Manager Name	Abhay Moghe, Ameya Deshpande	
Number of funds managed by fund manager:	Abhay Moghe	Ameya Deshpande
Equity	33	
Debt	-	12
Hybrid	10	10
NAV as on 29-May-2026	11.7903	
AUM (Rs. Cr)*	69.42	
Equity (Rs. Cr)	40.90	
Debt (Rs. Cr)	28.07	
Net current asset (Rs. Cr)	0.45	

*Sensex 50 Index (Equity) 45% + CRISIL Composite Bond Index (Debt) 45% + CRISIL Liquid Debt Index (Liquid) 10%
*AUM is excluding the last day unitisation.

Portfolio

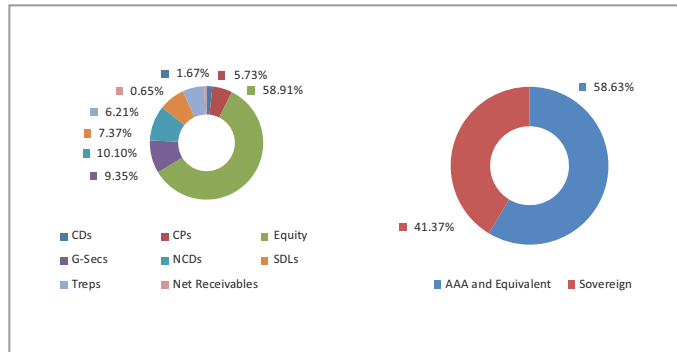
Company/Issuer	Exposure (%)
Jio Financial Services Ltd	0.46%
Tata Consumer Products Ltd	0.45%
Max Healthcare Institute Ltd	0.42%
HDFC Life Insurance Company Ltd	0.37%
Wipro Ltd	0.34%
Tata Motors Limited	0.27%
Corporate Bond	10.10%
8.05% Kotak Mahindra Prime Ltd NCD (MD 15/03/2029)	2.17%
7.37% IRFC Ltd Series 181 (U) NCD (MD 31/07/2029)	1.71%
7.73% LIC HF Ltd (S) NCD (MD 22/03/2034) (P 22/04/2027)	1.44%
6.66% SIDBI NCD SERIES I (U) (MD 25/10/2028)	1.40%
6.65% IRFC Ltd Series 190 (U) NCD (MD 20/05/2030)	1.38%
7.45% IRFC Ltd Series 172B (U) NCD (MD 13/10/2028)	0.79%
6.66% NABARD (U) NCD (MD 12/10/2028)	0.70%
7.22% National Housing Bank (U) NCD (MD 23/07/2026)	0.50%
Sovereign	16.73%
6.90% GOI (MD 15/04/2065)	5.53%
7.12% Maharashtra SDL (MD 05/02/2036)	5.53%
7.24% GOI (MD 18/08/2055)	2.40%
7.25% Gujarat SDL (MD 09/03/2032)	1.84%
6.36% GOI (MD 16/02/2031)	1.41%
Money Market, Deposits & Other	14.27%
Total	100.00%

Quantitative Indicators

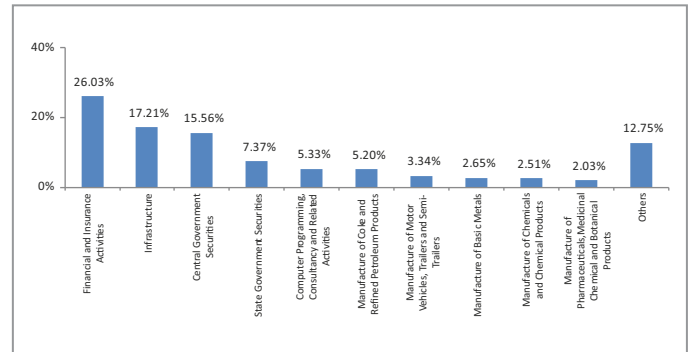
Modified Duration in Years	4.19
Average Maturity in Years	9.47
Yield to Maturity in %	7.27

Asset Class

Rating Profile



Top 10 Sectors



Note : 'Financial & insurance activities' sector includes exposure to 'Fixed Deposits' & 'Certificate of Deposits', Central Government Securities (including TREPS).

Performance

Period	1 Month	6 Months	1 Year	2 Years	3 Years	4 Years	5 Years	7 Years	10 Years	Inception
Fund	-1.27%	-5.01%	-2.43%	3.88%	-	-	-	-	-	6.35%
Benchmark	-0.69%	-3.84%	-0.47%	4.51%	-	-	-	-	-	6.96%

Returns less than or equal to 1 year are absolute. Returns greater than 1 year are compounded annualised growth rate (CAGR). Past performance is not indicative of future performance

May 2026

Asset Allocation Pension Fund II

Fund Objective

The investment objective of this fund will be to realize a level of total income, including current income and capital appreciation, which is consistent with reasonable investment risk. The investment strategy will involve a flexible policy for allocating assets among equities, bonds and cash.

Portfolio Allocation

	Stated (%)	Actual (%)
Equity	40 - 90	46.72
Debt , Bank deposits & Fixed Income Securities	0 - 60	4.24
Money market instruments	0 - 50	48.16
Net Current Assets*		0.88
Total		100.00

*Net current asset represents net of receivables and payables for investments held.

Portfolio

Company/Issuer	Exposure (%)
Equity	46.72%
Hindalco Industries Ltd	5.59%
State Bank of India	4.14%
Axis Bank Ltd	4.13%
Power Grid Corporation of India Ltd	3.67%
TVS Motor Company Ltd	3.60%
Reliance Industries Ltd	3.55%
Kotak Mahindra Bank Ltd	3.51%
Bharti Airtel Ltd	3.49%
Britannia Industries Ltd	3.22%
Hindustan Unilever Ltd	3.12%
Others	8.69%
Sovereign	4.24%
6.97% GOI (MD 06/09/2026)	4.24%
Money Market, Deposits & Other	49.04%
Total	100.00%

Fund Details

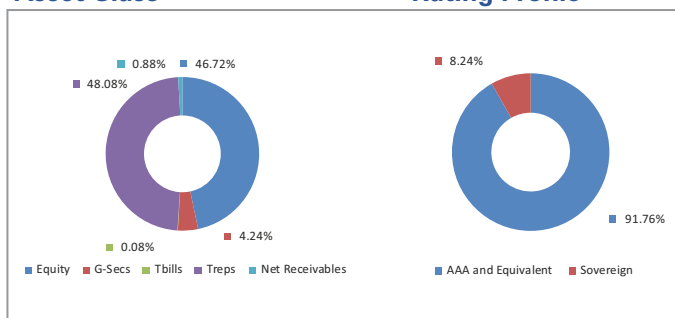
Description	
SFIN Number	ULIF09917/04/25ASSPENFDII116
Launch Date	19-May-25
Face Value	10
Risk Profile	Moderate
Benchmark	CRISIL Balanced Fund – Aggressive Index
Fund Manager Name	Abhay Moghe, Ameya Deshpande
Number of funds managed by fund manager:	Abhay Moghe Ameya Deshpande
Equity	33
Debt	- 12
Hybrid	10 10
NAV as on 29-May-2026	10.1720
AUM (Rs. Cr)*	1.89
Equity (Rs. Cr)	0.88
Debt (Rs. Cr)	0.99
Net current asset (Rs. Cr)	0.02

*AUM is excluding the last day unitisation.

Quantitative Indicators

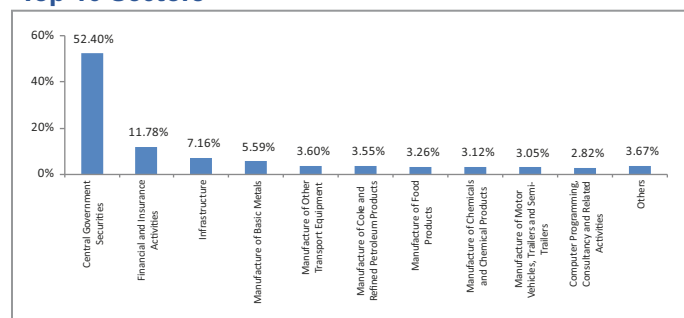
Modified Duration in Years	0.02
Average Maturity in Years	0.02
Yield to Maturity in %	5.39

Asset Class



Rating Profile

Top 10 Sectors



Note : 'Financial & insurance activities' sector includes exposure to 'Fixed Deposits' & 'Certificate of Deposits'. Central Government Securities (including TREPS).

Performance

Period	1 Month	6 Months	1 Year	2 Years	3 Years	4 Years	5 Years	7 Years	10 Years	Inception
Fund	-1.24%	-1.92%	1.76%	-	-	-	-	-	-	1.67%
Benchmark	-1.14%	-6.20%	-2.24%	-	-	-	-	-	-	-2.56%

Returns less than or equal to 1 year are absolute. Returns greater than 1 year are compounded annualised growth rate (CAGR). Past performance is not indicative of future performance

May 2026

Bond Fund

Fund Objective

To provide accumulation of income through investment in high quality fixed income securities like G-Secs, and corporate debt rated AA and above.

Portfolio Allocation

	Stated (%)	Actual (%)
Debt and debt related securities incl. Fixed deposits	40 - 100	92.78
Money market instruments, Cash, Mutual funds*	0 - 60	5.44
Net Current Assets*		1.78
Total		100.00

*Net current asset represents net of receivables and payables for investments held.

Portfolio

Company/Issuer	Exposure (%)
Corporate Bond	58.18%
7.59% National Housing Bank (U) NCD (MD 14/07/2027)	5.22%
6.66% SIDBI NCD SERIES I (U) (MD 25/10/2028)	3.72%
7.58% LIC HF Ltd (S) NCD (MD 23/03/2035) (P 24/08/2027)	3.38%
7.65% HDB Financial Services Ltd (S) NCD (MD 10/09/2027)	3.07%
7.63% Grasim Industries Series22-23-II NCD(U)(MD 01/12/2027)	3.07%
7.10% HDFC Bank LTD (S) NCD (MD 12/11/2031)	2.98%
7.74% LIC HF Ltd Tr.448 (S) NCD (MD 22/10/2027)	2.46%
7.49% SIDBI Series VIII(U) NCD (MD 11/06/2029)	2.44%
7.37% IRFC Ltd Series 181 (U) NCD (MD 31/07/2029)	2.01%
9.15% Shriram Finance Ltd (S) Tran 12 NCD (MD 28/06/2029)	1.91%
7.35% Sundaram Finance Ltd NCD (MD 23/04/2027)	1.84%
7.12% Tata Capital Ltd (S)NCD Series C (MD 14/11/2028)	1.82%
7.25% HDFC Bank Ltd (S) NCD (MD 17/06/2030)	1.81%
8.05% Kotak Mahindra Prime Ltd (S) NCD (MD 28/02/2028)	1.54%
7.85% Bharti Telecom (U) NCD Series XXX (MD 20/03/2029)	1.54%
7.41% IRFC Ltd Series 172 A (U) NCD (MD 15/10/2026)	1.54%
7.70% NABARD NCD Series 25A (U)(MD 30/09/2027)	1.54%
7.23% IRFC Ltd Series 171 (U) NCD (MD 15/10/2026)	1.54%
6.44% HDFC Bank Ltd (Infra Bond) (U) NCD (MD 27/09/2028)	1.49%
7.57% LIC HF Ltd. Tr. 447 (S) NCD (MD 18/10/2029)	1.30%
8.85% Bajaj Finance Ltd (U) NCD (MD 15/07/2026)	1.26%
6.61% PFC Ltd Series 250A (U) NCD (MD 15/07/2028)	1.14%
6.80% National Housing Bank (U) NCD (MD 02/04/2032)	1.06%
6.65% IRFC Ltd Series 190 (U) NCD (MD 20/05/2030)	1.01%
7.48% NABARD (U) NCD (MD 15/09/2028)	0.92%
7.45% Torrent Pharma (S) NCD Series 1 (MD 19/01/2028)	0.91%
7.39% IRFC Ltd Series - 180 (U) NCD (MD 15/07/2034)	0.90%
8.30% Cholamandalam Invnt & Fin Co NCD (MD 04/06/2026)	0.87%
6.66% NABARD (U) NCD (MD 12/10/2028)	0.82%
8.75% Bajaj Finance Ltd (U) NCD (MD 14/08/2026)	0.62%
7.8461% ABHFL Series I1 (S) NCD (MD 10/03/2028)	0.62%
8.52% Muthoofinance (S) NCD (MD 26/05/2028)	0.56%
7.73% LIC HF Ltd (S) NCD (MD 22/03/2034) (P 22/04/2027)	0.49%
7.22% National Housing Bank (U) NCD (MD 23/07/2026)	0.42%
10.63% IOT Series IV-STRIP-6 (S) NCD (MD 20/09/2028)	0.17%
8.45% Bajaj Finance Ltd (U) NCD (MD 29/09/2026)	0.08%
7.05% HDFC Bank Ltd (S) NCD (MD 01/12/2031)	0.06%
7.45% IRFC Ltd Series 172B (U) NCD (MD 13/10/2028)	0.06%
Sovereign	34.60%
6.68% GOI (MD 07/07/2040)	10.12%
6.90% GOI (MD 15/04/2065)	9.66%
7.24% GOI (MD 18/08/2055)	6.90%
7.31% Karnataka SDL (MD 04/09/2033)	2.55%
6.61% Gujarat SDL (MD 07/05/2032)	1.17%
7.54% Maharashtra SDL (MD 04/02/2037)	1.09%

Fund Details

Description	
SFIN Number	ULIF02610/07/06BONDFUNDL116
Launch Date	10-Jul-06
Face Value	10
Risk Profile	Moderate
Benchmark	CRISIL Composite Bond Fund Index
Fund Manager Name	Lakshman Chettiar
Number of funds managed by fund manager:	
Equity	-
Debt	8
Hybrid	2
NAV as on 29-May-2026	44.1320
AUM (Rs. Cr)*	1623.76
Equity (Rs. Cr)	-
Debt (Rs. Cr)	1594.89
Net current asset (Rs. Cr)	28.87

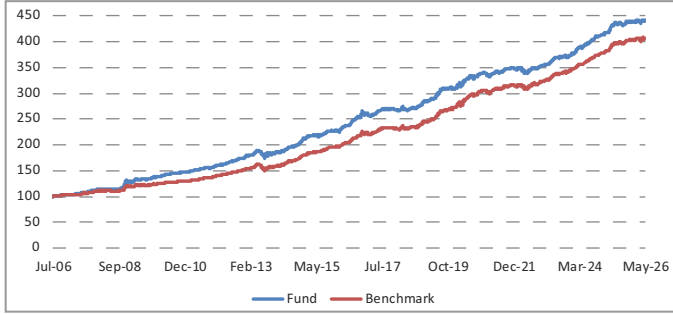
*AUM is excluding the last day unitisation.

Company/Issuer	Exposure (%)
7.50% GOI (MD 10/08/2034)	0.63%
7.68% Karnataka SDL (MD 21/12/2034)	0.62%
7.70% Karnataka SDL (MD 08/11/2033)	0.59%
7.87% TAMILNADU SDL (MD 13/07/2033)	0.31%
7.70% Maharashtra SDL (MD 15/11/2033)	0.31%
6.36% GOI (MD 16/02/2031)	0.18%
7.42% Karnataka SDL (MD 06/03/2035)	0.13%
7.57% Maharashtra SDL (MD 25/03/2036)	0.12%
6.79% GOI (MD 07/10/2034)	0.11%
07.76% Madhya Pradesh SDL (MD 01/11/2037)	0.06%
6.48% GOI (MD 06/10/2035)	0.03%
7.61% TAMILNADU SDL (MD 28/12/2032)	0.01%
7.60% Karnataka SDL (MD 04/01/2033)	0.00%
5.77% GOI (MD 03/08/2030)	0.00%
Money Market, Deposits & Other	7.22%
Total	100.00%

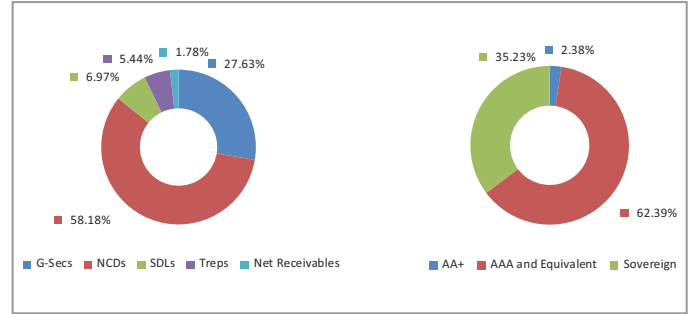
Quantitative Indicators

Modified Duration in Years	4.44
Average Maturity in Years	9.21
Yield to Maturity in %	7.58

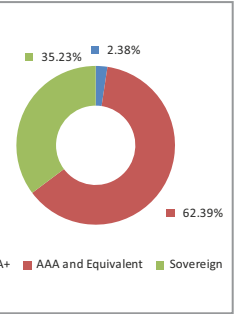
Lumpsum Investment Growth of ₹100 Since Inception



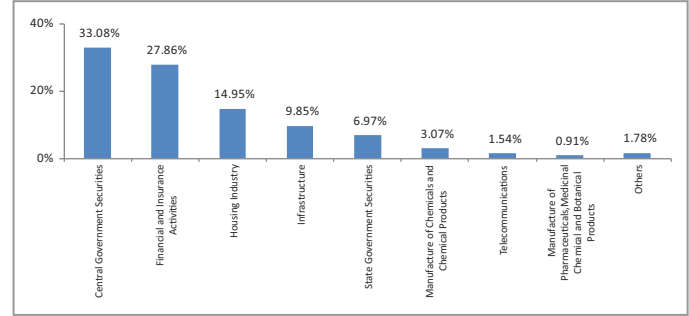
Asset Class



Rating Profile



Top 10 Sectors



Note: 'Financial & insurance activities' sector includes exposure to 'Fixed Deposits' & 'Certificate of Deposits'. Central Government Securities (including TREPS).

Performance

Period	1 Month	6 Months	1 Year	2 Years	3 Years	4 Years	5 Years	7 Years	10 Years	Inception
Fund	0.26%	0.53%	1.02%	5.76%	6.11%	6.64%	5.29%	5.81%	6.42%	7.75%
Benchmark	0.26%	0.75%	2.08%	6.20%	6.40%	7.00%	5.70%	6.79%	7.14%	7.30%

Returns less than or equal to 1 year are absolute. Returns greater than 1 year are compounded annualised growth rate (CAGR). Past performance is not indicative of future performance

May 2026

Bond Pension Fund

Fund Objective

To provide accumulation of income through investment in high quality fixed income securities.

Portfolio Allocation

	Stated (%)	Actual (%)
Debt and money market instruments	0 - 100	98.52
Net Current Assets*		1.48
Total		100.00

*Net current asset represents net of receivables and payables for investments held.

Portfolio

Company/Issuer	Exposure (%)
Corporate Bond	18.93%
7.05% HDFC Bank Ltd (S) NCD (MD 01/12/2031)	9.51%
7.45% IRFC Ltd Series 172B (U) NCD (MD 13/10/2028)	3.26%
7.37% IRFC Ltd Series 181 (U) NCD (MD 31/07/2029)	2.16%
6.66% NABARD (U) NCD (MD 12/10/2028)	2.13%
8.08% Cholamandalam Inv't & Fin Co.(S) NCD (MD 05/06/2029)	1.86%
Sovereign	59.23%
6.68% GOI (MD 07/07/2040)	18.39%
6.36% GOI (MD 16/02/2031)	10.75%
6.77% Maharashtra SDL (MD 25/02/2030)	10.75%
7.24% GOI (MD 18/08/2055)	8.88%
7.61% TAMILNADU SDL (MD 28/12/2032)	5.47%
7.60% Karnataka SDL (MD 04/01/2033)	1.64%
6.90% GOI (MD 15/04/2065)	1.18%
6.97% GOI (MD 06/09/2026)	1.10%
7.54% Maharashtra SDL (MD 04/02/2037)	1.08%
Money Market, Deposits & Other	21.84%
Total	100.00%

Fund Details

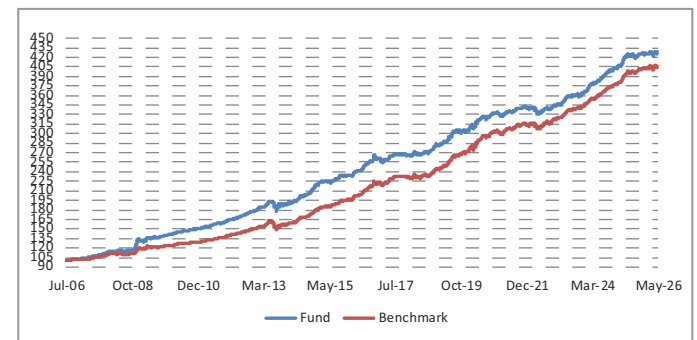
Description	
SFIN Number	ULIF03524/07/06BONDPENFUND116
Launch Date	24-Jul-06
Face Value	10
Risk Profile	Moderate
Benchmark	CRISIL Composite Bond Fund Index
Fund Manager Name	Lakshman Chettiar
Number of funds managed by fund manager:	
Equity	-
Debt	8
Hybrid	2
NAV as on 29-May-2026	42.8017
AUM (Rs. Cr)*	9.13
Equity (Rs. Cr)	-
Debt (Rs. Cr)	9.00
Net current asset (Rs. Cr)	0.14

*AUM is excluding the last day unitisation.

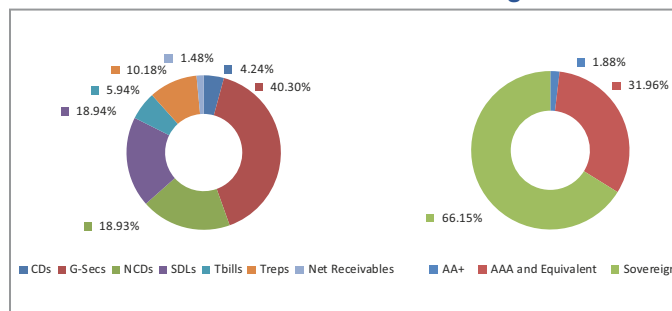
Quantitative Indicators

Modified Duration in Years	4.67
Average Maturity in Years	8.08
Yield to Maturity in %	7.07

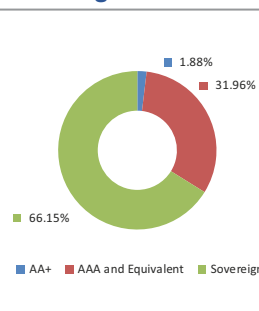
Lumpsum Investment Growth of ₹100 Since Inception



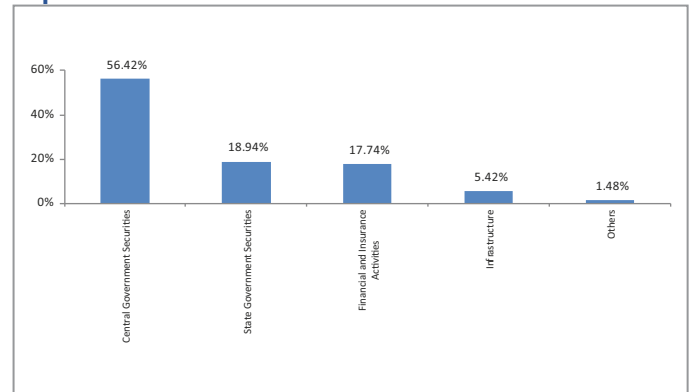
Asset Class



Rating Profile



Top 10 Sectors



Note: 'Financial & insurance activities' sector includes exposure to 'Fixed Deposits' & 'Certificate of Deposits'. Central Government Securities (including TREPS).

Performance

Period	1 Month	6 Months	1 Year	2 Years	3 Years	4 Years	5 Years	7 Years	10 Years	Inception
Fund	0.35%	0.59%	0.68%	5.63%	6.04%	6.47%	5.07%	5.48%	5.87%	7.60%
Benchmark	0.26%	0.75%	2.08%	6.20%	6.40%	7.00%	5.70%	6.79%	7.14%	7.30%

Returns less than or equal to 1 year are absolute. Returns greater than 1 year are compounded annualised growth rate (CAGR). Past performance is not indicative of future performance

May 2026

Debt Fund

Fund Objective

To provide accumulation of income through investment in high quality fixed income Securities.

Portfolio Allocation

	Stated (%)	Actual (%)
Debt and money market instruments	0 - 100	98.51
Net Current Assets*		1.49
Total		100.00

*Net current asset represents net of receivables and payables for investments held.

Portfolio

Company/Issuer	Exposure (%)
Corporate Bond	43.48%
7.05% HDFC Bank Ltd (S) NCD (MD 01/12/2031)	9.70%
7.70% NABARD NCD Series 25A (U)(MD 30/09/2027)	7.16%
7.49% SIDBI Series VIII(U) NCD (MD 11/06/2029)	5.33%
7.35% EXIM Bank Series AA02 (U) NCD (MD 27/07/2028)	5.33%
7.73% LIC HF Ltd (S) NCD (MD 22/03/2034) (P 22/04/2027)	3.58%
7.45% IRFC Ltd Series 172B (U) NCD (MD 13/10/2028)	3.20%
7.37% IRFC Ltd Series 181 (U) NCD (MD 31/07/2029)	2.13%
7.58% LIC HF Ltd (S) NCD (MD 23/03/2035) (P 24/08/2027)	1.79%
7.68% NABARD (U) NCD (MD 30/04/2029)	1.79%
6.65% IRFC Ltd Series 190 (U) NCD (MD 20/05/2030)	1.72%
Others	1.74%
Sovereign	36.15%
6.68% GOI (MD 07/07/2040)	21.50%
7.24% GOI (MD 18/08/2055)	9.41%
7.61% TAMILNADU SDL (MD 28/12/2032)	2.69%
7.32% GOI (MD 13/11/2030)	0.73%
7.54% Maharashtra SDL (MD 04/02/2037)	0.71%
7.60% Karnataka SDL (MD 04/01/2033)	0.63%
6.90% GOI (MD 15/04/2065)	0.49%
Money Market, Deposits & Other	20.38%
Total	100.00%

Fund Details

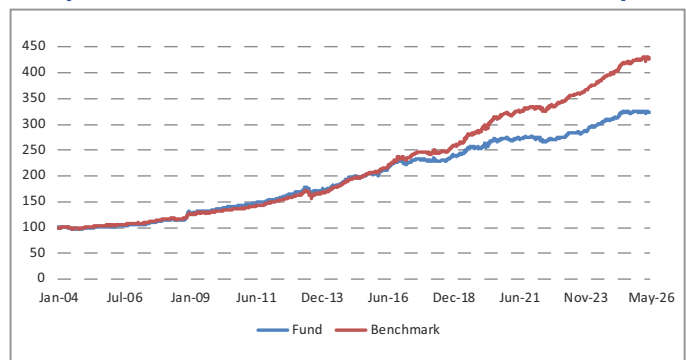
Description	
SFIN Number	ULIF00415/01/04DEBTFUNDLI116
Launch Date	15-Jan-04
Face Value	10
Risk Profile	Moderate
Benchmark	CRISIL Composite Bond Fund Index
Fund Manager Name	Lakshman Chettiar
Number of funds managed by fund manager:	
Equity	-
Debt	8
Hybrid	2
NAV as on 29-May-2026	32.4101
AUM (Rs. Cr)*	27.87
Equity (Rs. Cr)	-
Debt (Rs. Cr)	27.46
Net current asset (Rs. Cr)	0.41

*AUM is excluding the last day unitisation.

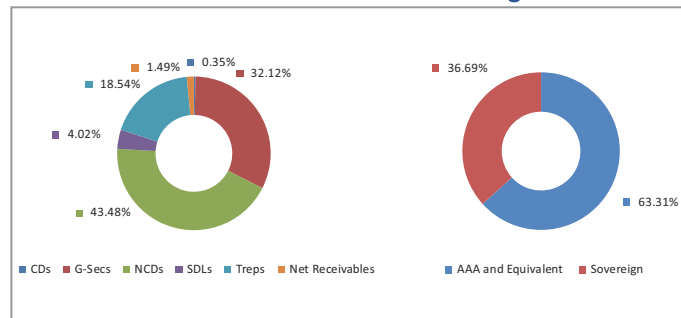
Quantitative Indicators

Modified Duration in Years	4.37
Average Maturity in Years	7.72
Yield to Maturity in %	7.22

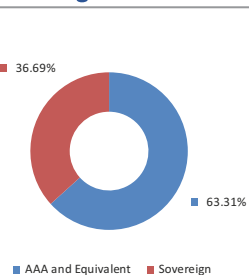
Lumpsum Investment Growth of ₹100 Since Inception



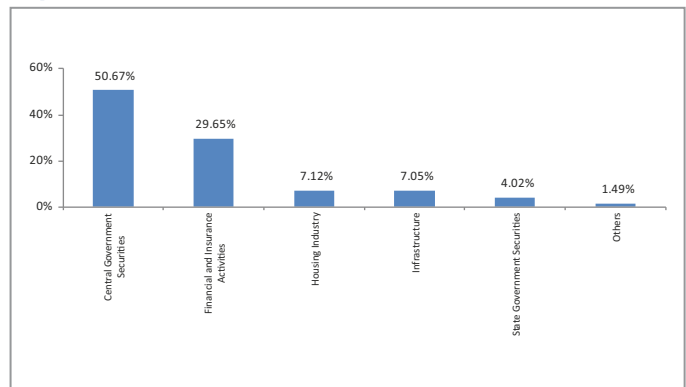
Asset Class



Rating Profile



Top 10 Sectors



Note: 'Financial & insurance activities' sector includes exposure to 'Fixed Deposits' & 'Certificate of Deposits', Central Government Securities (including TREPS).

Performance

Period	1 Month	6 Months	1 Year	2 Years	3 Years	4 Years	5 Years	7 Years	10 Years	Inception
Fund	0.20%	-0.29%	-0.55%	4.17%	4.51%	5.00%	3.50%	3.85%	4.36%	5.39%
Benchmark	0.26%	0.75%	2.08%	6.20%	6.40%	7.00%	5.70%	6.79%	7.14%	6.72%

Returns less than or equal to 1 year are absolute. Returns greater than 1 year are compounded annualised growth rate (CAGR). Past performance is not indicative of future performance

May 2026

Debt Plus Fund

Fund Objective

To provide accumulation of income through investment in high quality fixed income Securities.

Portfolio Allocation

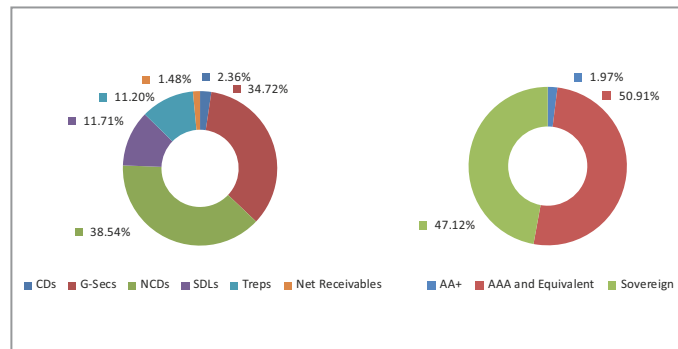
	Stated (%)	Actual (%)
Debt Instruments*	80 – 100	84.96
Money market instruments	0 - 20	13.56
Net Current Assets*		1.48
Total		100.00

*Net current asset represents net of receivables and payables for investments held.
*Including Loan

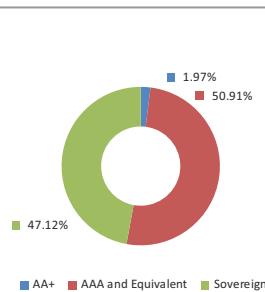
Portfolio

Company/Issuer	Exposure (%)
Corporate Bond	38.54%
7.35% EXIM Bank Series AA02 (U) NCD (MD 27/07/2028)	9.65%
7.05% HDFC Bank Ltd (S) NCD (MD 01/12/2031)	9.41%
7.49% SIDBI Series VIII(U) NCD (MD 11/06/2029)	4.83%
7.45% IRFC Ltd Series 172B (U) NCD (MD 13/10/2028)	3.02%
7.58% LIC HF Ltd (S) NCD (MD 23/03/2035) (P 24/08/2027)	2.43%
6.65% IRFC Ltd Series 190 (U) NCD (MD 20/05/2030)	2.34%
8.08% Cholamandalam Invnt & Fin Co.(S) NCD (MD 05/06/2029)	1.94%
7.7173% ABCL Series L1 (S) NCD (MD 13/05/2031)	1.94%
7.68% NABARD (U) NCD (MD 30/04/2029)	1.21%
6.80% National Housing Bank (U) NCD (MD 02/04/2032)	1.16%
Others	0.59%
Sovereign	46.42%
6.68% GOI (MD 07/07/2040)	14.94%
7.24% GOI (MD 18/08/2055)	9.32%
7.61% TAMILNADU SDL (MD 28/12/2032)	5.11%
7.32% GOI (MD 13/11/2030)	4.99%
6.36% GOI (MD 16/02/2031)	4.78%
6.77% Maharashtra SDL (MD 25/02/2030)	4.78%
7.54% Maharashtra SDL (MD 04/02/2037)	0.96%
7.60% Karnataka SDL (MD 04/01/2033)	0.85%
6.90% GOI (MD 15/04/2065)	0.68%
Money Market, Deposits & Other	15.04%
Total	100.00%

Asset Class



Rating Profile



Performance

Period	1 Month	6 Months	1 Year	2 Years	3 Years	4 Years	5 Years	7 Years	10 Years	Inception
Fund	0.35%	0.53%	1.08%	6.04%	6.37%	6.75%	5.30%	5.72%	6.26%	7.29%
Benchmark	0.26%	0.75%	2.08%	6.20%	6.40%	7.00%	5.70%	6.79%	7.14%	6.93%

Returns less than or equal to 1 year are absolute. Returns greater than 1 year are compounded annualised growth rate (CAGR). Past performance is not indicative of future performance

Fund Details

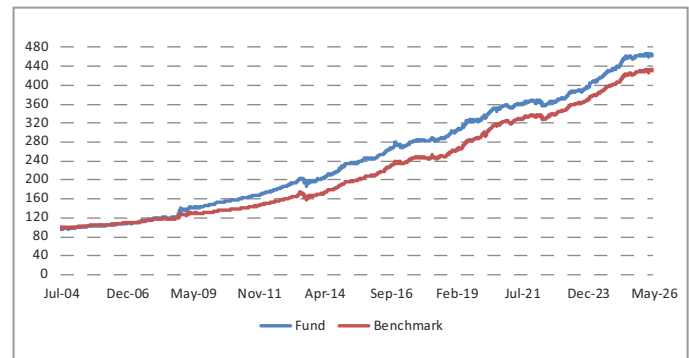
Description	
SFIN Number	ULIF00923/07/04DEBTPLUSFU116
Launch Date	23-Jul-04
Face Value	10
Risk Profile	Moderate
Benchmark	CRISIL Composite Bond Fund Index
Fund Manager Name	Lakshman Chettiar
Number of funds managed by fund manager:	
Equity	-
Debt	8
Hybrid	2
NAV as on 29-May-2026	46.5555
AUM (Rs. Cr)*	41.04
Equity (Rs. Cr)	-
Debt (Rs. Cr)	40.44
Net current asset (Rs. Cr)	0.61

*AUM is excluding the last day unitisation.

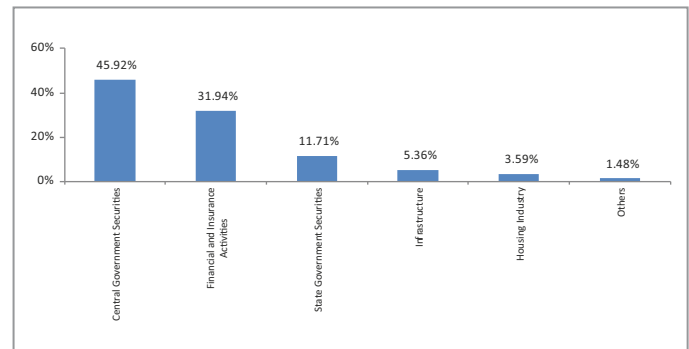
Quantitative Indicators

Modified Duration in Years	4.50
Average Maturity in Years	7.69
Yield to Maturity in %	7.28

Lumpsum Investment Growth of ₹100 Since Inception



Top 10 Sectors



Note : 'Financial & insurance activities' sector includes exposure to 'Fixed Deposits' & 'Certificate of Deposits'. Central Government Securities (including TREPS).

May 2026

Debt Plus Pension Fund

Fund Objective

To provide accumulation of income through investment in high quality fixed income Securities.

Portfolio Allocation

	Stated (%)	Actual (%)
Debt Instruments, FDs & Money Market Instruments*	0 - 100	97.68
Net Current Assets*		2.32
Total		100.00

*Net current asset represents net of receivables and payables for investments held.
*Including Loan

Portfolio

Company/Issuer	Exposure (%)
Corporate Bond	19.78%
7.35% EXIM Bank Series AA02 (U) NCD (MD 27/07/2028)	9.76%
7.37% IRFC Ltd Series 181 (U) NCD (MD 31/07/2029)	4.86%
6.66% NABARD (U) NCD (MD 12/10/2028)	3.20%
8.08% Cholamandalam Invnt & Fin Co.(S) NCD (MD 05/06/2029)	1.96%
Sovereign	73.95%
6.77% Maharashtra SDL (MD 25/02/2030)	41.88%
6.68% GOI (MD 07/07/2040)	13.63%
7.24% GOI (MD 18/08/2055)	9.39%
7.32% GOI (MD 13/11/2030)	5.04%
6.90% GOI (MD 15/04/2065)	2.37%
7.60% Karnataka SDL (MD 04/01/2033)	1.64%
Money Market, Deposits & Other	6.26%
Total	100.00%

Fund Details

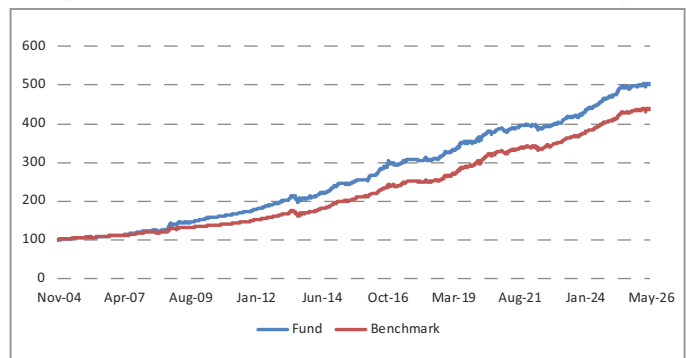
Description	
SFIN Number	ULIF01518/11/04DEBTPLUPEN116
Launch Date	18-Nov-04
Face Value	10
Risk Profile	Moderate
Benchmark	CRISIL Composite Bond Fund Index
Fund Manager Name	Lakshman Chettiar
Number of funds managed by fund manager:	
Equity	-
Debt	8
Hybrid	2
NAV as on 29-May-2026	50.2939
AUM (Rs. Cr)*	3.05
Equity (Rs. Cr)	-
Debt (Rs. Cr)	2.98
Net current asset (Rs. Cr)	0.07

*AUM is excluding the last day unitisation.

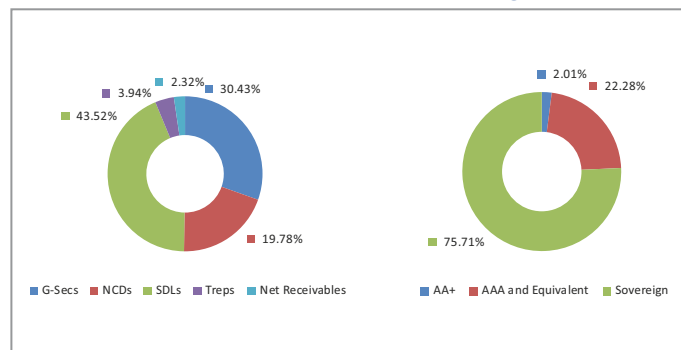
Quantitative Indicators

Modified Duration in Years	4.69
Average Maturity in Years	8.18
Yield to Maturity in %	7.38

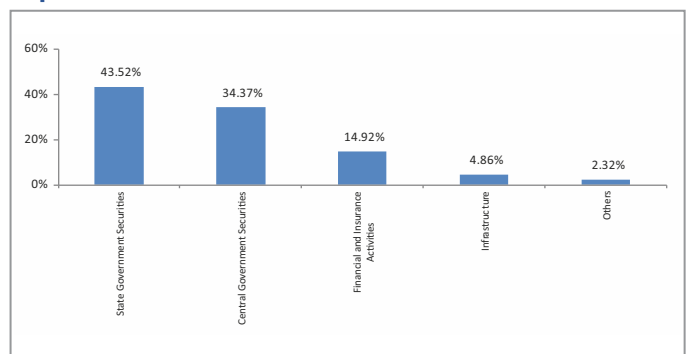
Lumpsum Investment Growth of ₹100 Since Inception



Asset Class



Top 10 Sectors



Note : 'Financial & insurance activities' sector includes exposure to 'Fixed Deposits' & 'Certificate of Deposits'. Central Government Securities (including TREPS).

Performance

Period	1 Month	6 Months	1 Year	2 Years	3 Years	4 Years	5 Years	7 Years	10 Years	Inception
Fund	0.37%	0.90%	1.17%	6.16%	6.43%	6.76%	5.30%	5.72%	6.50%	7.79%
Benchmark	0.26%	0.75%	2.08%	6.20%	6.40%	7.00%	5.70%	6.79%	7.14%	7.11%

Returns less than or equal to 1 year are absolute. Returns greater than 1 year are compounded annualised growth rate (CAGR). Past performance is not indicative of future performance

May 2026

Life Long Gain Fund

Fund Objective

To provide accumulation of income through investment in high quality fixed income Securities.

Portfolio Allocation

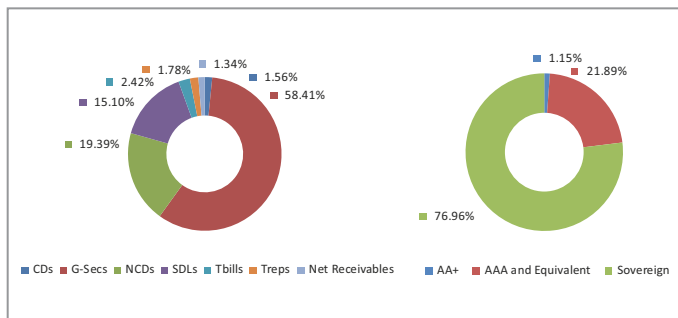
	Stated (%)	Actual (%)
Government Securities	25 - 100	43.66
Government Securities or Other Approved Securities (including above)	50 - 100	61.18
Approved Investments Infrastructure and Social Sector	15 - 100	23.41
Others*	0 - 35	14.06
Others Approved	0 - 15	-
Net Current Assets*		1.34
Total		100.00

*Net current asset represents net of receivables and payables for investments held.
*Out of the 35%, not more than 15% of investment in 'Other than Approved Investment'

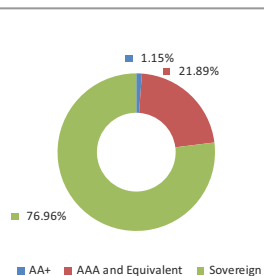
Portfolio

Company/Issuer	Exposure (%)
Corporate Bond	19.39%
7.35% EXIM Bank Series AA02 (U) NCD (MD 27/07/2028)	8.01%
7.45% IRFC Ltd Series 172B (U) NCD (MD 13/10/2028)	4.01%
6.80% National Housing Bank (U) NCD (MD 02/04/2032)	3.85%
6.66% NABARD (U) NCD (MD 12/10/2028)	1.58%
8.08% Cholamandalam Invst & Fin Co.(S) NCD (MD 05/06/2029)	1.13%
7.37% IRFC Ltd Series 181 (U) NCD (MD 31/07/2029)	0.80%
Sovereign	73.51%
6.68% GOI (MD 07/07/2040)	21.07%
6.77% Maharashtra SDL (MD 25/02/2030)	14.29%
7.10% GOI SGRB (MD 27/01/2028)	13.10%
7.24% GOI (MD 18/08/2055)	9.10%
8.26% GOI (MD 02/08/2027)	6.63%
7.32% GOI (MD 13/11/2030)	4.97%
6.90% GOI (MD 15/04/2065)	1.90%
7.24% GOI SGRB (MD 11/12/2033)	1.64%
7.60% Karnataka SDL (MD 04/01/2033)	0.81%
Money Market, Deposits & Other	7.11%
Total	100.00%

Asset Class



Rating Profile



Performance

Period	1 Month	6 Months	1 Year	2 Years	3 Years	4 Years	5 Years	7 Years	10 Years	Inception
Fund	0.24%	0.18%	-0.39%	4.15%	4.61%	4.93%	3.48%	4.02%	4.54%	4.91%
Benchmark	0.26%	0.75%	2.08%	6.20%	6.40%	7.00%	5.70%	6.79%	7.14%	6.93%

Returns less than or equal to 1 year are absolute. Returns greater than 1 year are compounded annualised growth rate (CAGR). Past performance is not indicative of future performance

Fund Details

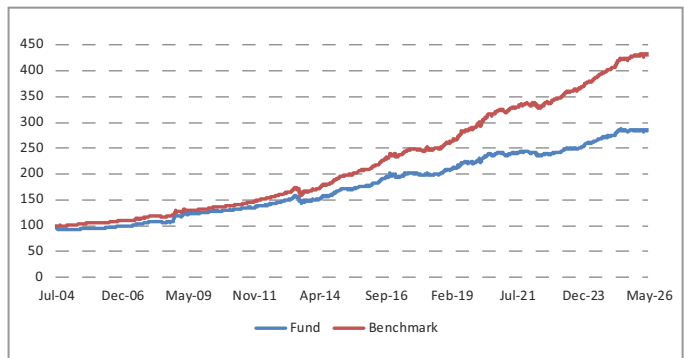
Description	
SFIN Number	ULIF01123/07/04LIFELOGAIN116
Launch Date	23-Jul-04
Face Value	10
Risk Profile	Moderate
Benchmark	CRISIL Composite Bond Fund Index
Fund Manager Name	Lakshman Chettiar
Number of funds managed by fund manager:	
Equity	-
Debt	8
Hybrid	2
NAV as on 29-May-2026	28.5431
AUM (Rs. Cr)*	6.18
Equity (Rs. Cr)	-
Debt (Rs. Cr)	6.10
Net current asset (Rs. Cr)	0.08

*AUM is excluding the last day unitisation.

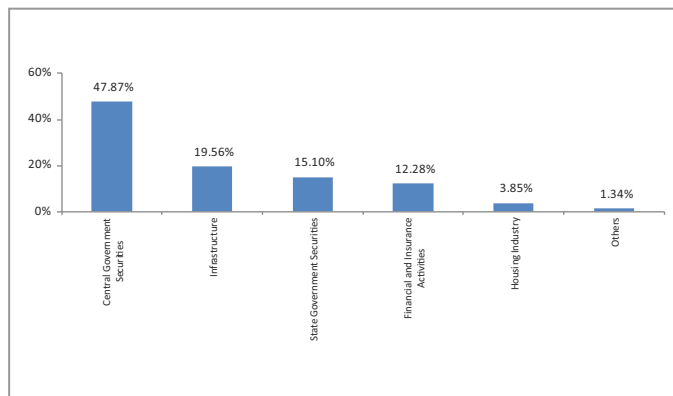
Quantitative Indicators

Modified Duration in Years	4.70
Average Maturity in Years	8.31
Yield to Maturity in %	7.13

Lumpsum Investment Growth of ₹100 Since Inception



Top 10 Sectors



Note: 'Financial & insurance activities' sector includes exposure to 'Fixed Deposits' & 'Certificate of Deposits'. Central Government Securities (including TREPS).

May 2026

Long Term Debt Solution Fund

Fund Objective

The investment objective of the Scheme is to generate returns corresponding to the total returns of the securities similar to the benchmark and will be actively managed with moderate risk.

Portfolio Allocation

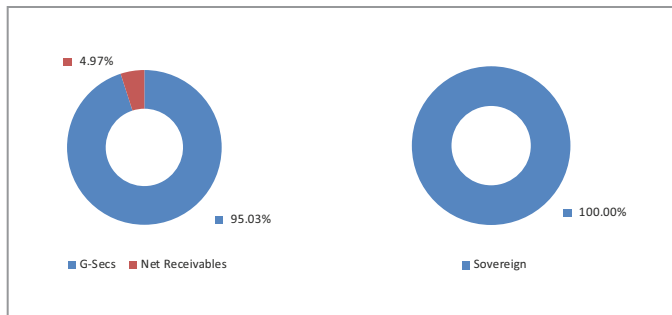
	Stated (%)	Actual (%)
Debt*	90 – 100	95.03
Money market instruments	0 - 10	-
Net Current Assets [#]		4.97
Total		100.00

*Net current asset represents net of receivables and payables for investments held.
*Debt Including Mutual funds

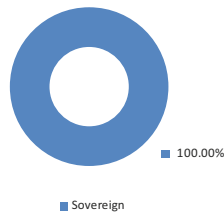
Portfolio

Company/Issuer	Exposure (%)
Sovereign	95.03%
6.79% GOI (MD 07/10/2034)	95.03%
Money Market, Deposits & Other	4.97%
Total	100.00%

Asset Class



Rating Profile



Fund Details

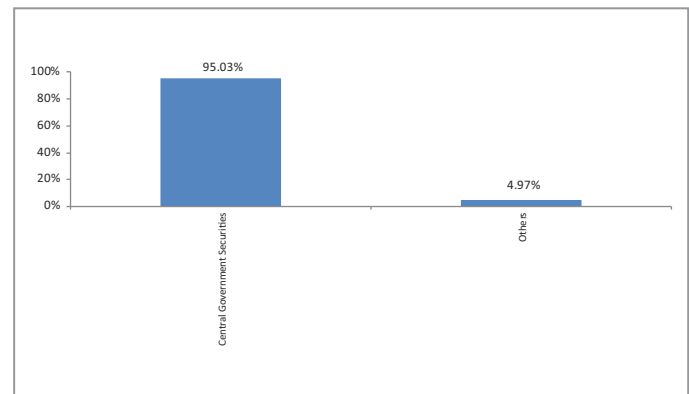
Description	
SFIN Number	ULIF09019/10/23LNRMBDBTSL116
Launch Date	14-Dec-23
Face Value	10
Risk Profile	Moderate
Benchmark	CRISIL Long Term Debt Solution Index
Fund Manager Name	Lakshman Chettiar
Number of funds managed by fund manager:	
Equity	-
Debt	8
Hybrid	2
NAV as on 29-May-2026	11.2568
AUM (Rs. Cr)*	0.47
Equity (Rs. Cr)	-
Debt (Rs. Cr)	0.44
Net current asset (Rs. Cr)	0.02

*AUM is excluding the last day unitisation.

Quantitative Indicators

Modified Duration in Years	6.21
Average Maturity in Years	8.36
Yield to Maturity in %	7.03

Top 10 Sectors



Note : 'Financial & insurance activities' sector includes exposure to 'Fixed Deposits' & 'Certificate of Deposits'.
Central Government Securities (including TREPS).

Performance

Period	1 Month	6 Months	1 Year	2 Years	3 Years	4 Years	5 Years	7 Years	10 Years	Inception
Fund	0.57%	0.19%	0.92%	5.65%	-	-	-	-	-	4.94%
Benchmark	0.43%	0.84%	2.55%	7.05%	-	-	-	-	-	7.58%

Returns less than or equal to 1 year are absolute. Returns greater than 1 year are compounded annualised growth rate (CAGR). Past performance is not indicative of future performance

May 2026

Bond Pension Fund II

Fund Objective

To provide accumulation of income through investment in high quality fixed income securities.

Portfolio Allocation

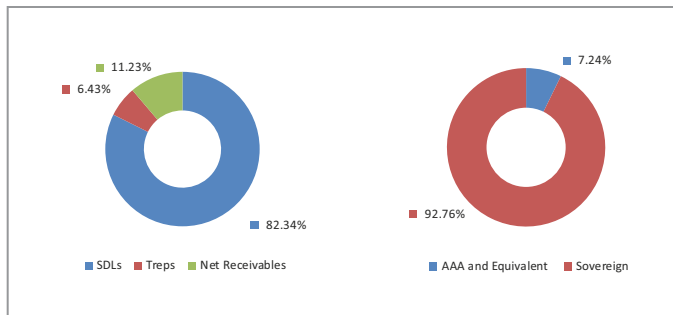
	Stated (%)	Actual (%)
Debt and debt related securities incl. Fixed deposits	40 - 100	82.34
Money market instruments, Cash, Mutual funds	0 - 60	6.43
Net Current Assets*		11.23
Total		100.00

*Net current asset represents net of receivables and payables for investments held.

Portfolio

Company/Issuer	Exposure (%)
Sovereign	82.34%
7.25% Gujarat SDL (MD 09/03/2032)	82.34%
Money Market, Deposits & Other	17.66%
Total	100.00%

Asset Class



Fund Details

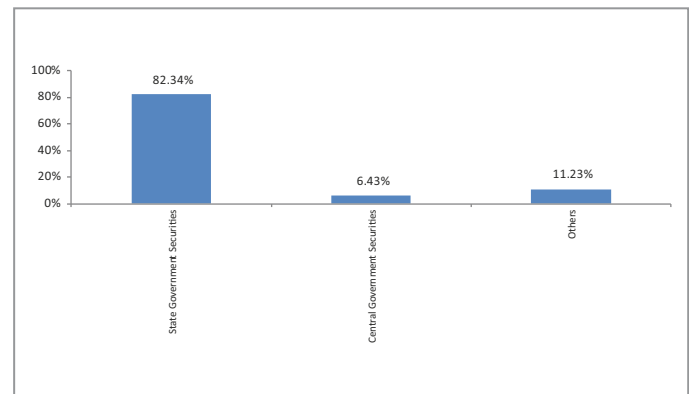
Description	
SFIN Number	ULIF09817/04/25BNDPENFDII116
Launch Date	2-Jun-25
Face Value	10
Risk Profile	Low
Benchmark	CRISIL Composite Bond Fund Index
Fund Manager Name	Lakshman Chettiar
Number of funds managed by fund manager:	
Equity	-
Debt	8
Hybrid	2
NAV as on 29-May-2026	10.0095
AUM (Rs. Cr)*	0.16
Equity (Rs. Cr)	-
Debt (Rs. Cr)	0.14
Net current asset (Rs. Cr)	0.02

*AUM is excluding the last day unitisation.

Quantitative Indicators

Modified Duration in Years	4.23
Average Maturity in Years	5.36
Yield to Maturity in %	7.44

Top 10 Sectors



Note : 'Financial & insurance activities' sector includes exposure to 'Fixed Deposits' & 'Certificate of Deposits'. Central Government Securities (including TREPS).

Performance

Period	1 Month	6 Months	1 Year	2 Years	3 Years	4 Years	5 Years	7 Years	10 Years	Inception
Fund	-0.12%	0.88%	0.61%	-	-	-	-	-	-	0.10%
Benchmark	0.26%	-0.23%	0.75%	-	-	-	-	-	-	2.05%

Returns less than or equal to 1 year are absolute. Returns greater than 1 year are compounded annualised growth rate (CAGR). Past performance is not indicative of future performance

May 2026

Liquid Fund

Fund Objective

To have a Fund that protects the invested capital through investments in liquid money market and short-term instruments like commercial papers, certificate of deposits, money market mutual funds, and bank FDs etc.

Portfolio Allocation

	Stated (%)	Actual (%)
Bank deposits and money Market Instruments	0 - 100	100.00
Net Current Assets*		-
Total		100.00

*Net current asset represents net of receivables and payables for investments held.

Portfolio

Company/Issuer	Rating	Exposure (%)
Money Market, Deposits & Other		
84.98%		
NABFID CD (MD 02/03/2027)	AAA and Equivalent	9.73%
NTPC LTD CP (MD 17/07/2026)	AAA and Equivalent	9.58%
LIC Housing Finance Ltd CP (MD 11/03/2027)	AAA and Equivalent	8.94%
Hindustan Petroleum Corporation Ltd. CP (MD 29/06/2026)	AAA and Equivalent	7.60%
Power Finance Corporation Ltd CP (MD 25/06/2026)	AAA and Equivalent	6.91%
RECL Ltd. CP (MD 10/06/2026)	AAA and Equivalent	5.77%
Bank of Baroda CD (MD 04/12/2026)	AAA and Equivalent	5.59%
Sundaram Finance Ltd. CP (MD 12/02/2027)	AAA and Equivalent	5.51%
Punjab National Bank CD (MD 04/02/2027)	AAA and Equivalent	5.50%
Indian Oil Corporation Ltd. CP (MD 12/06/2026)	AAA and Equivalent	5.13%
TREP (MD 01/06/2026)	AAA and Equivalent	3.40%
Kotak Mahindra Prime Ltd CP (MD 24/03/2027)	AAA and Equivalent	3.27%
ADITYA BIRLA HOUSING CP (MD 09/03/2027)	AAA and Equivalent	1.99%
Tata Capital Ltd. CP (MD 18/05/2027)	AAA and Equivalent	1.94%
SIDBI CD (MD 06/11/2026)	AAA and Equivalent	1.58%
NABARD CD (MD 28/01/2027)	AAA and Equivalent	1.11%
NABARD CD (MD 17/03/2027)	AAA and Equivalent	1.00%
Kotak Bank CD (MD 31/08/2026)	AAA and Equivalent	0.46%
Sovereign		
15.01%		
364 Days T-Bill (MD 29/04/2027)		5.89%
364 Days T-Bill (MD 28/05/2027)		5.46%
364 Days T-Bill (MD 19/03/2027)		2.73%
364 Days T-Bill (MD 13/05/2027)		0.93%
Total		100.00%

Fund Details

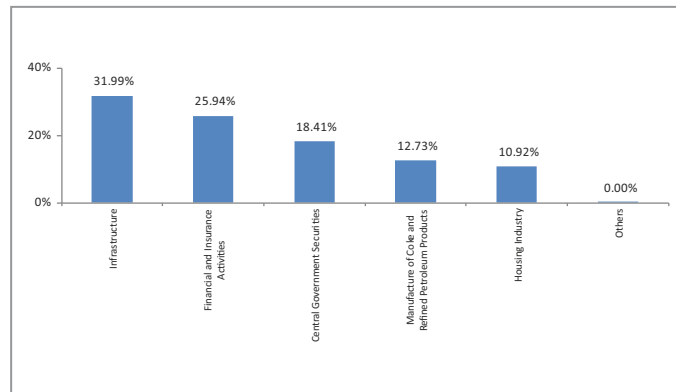
Description	
SFIN Number	ULIF02510/07/06LIQUIDFUND116
Launch Date	10-Jul-06
Face Value	10
Risk Profile	Low
Benchmark	CRISIL Liquid Fund Index
Fund Manager Name	Ameya Deshpande
Number of funds managed by fund manager:	
Equity	-
Debt	12
Hybrid	10
NAV as on 29-May-2026	34.1929
AUM (Rs. Cr)*	432.13
Equity (Rs. Cr)	-
Debt (Rs. Cr)	432.11
Net current asset (Rs. Cr)	0.01

*AUM is excluding the last day unitisation.

Quantitative Indicators

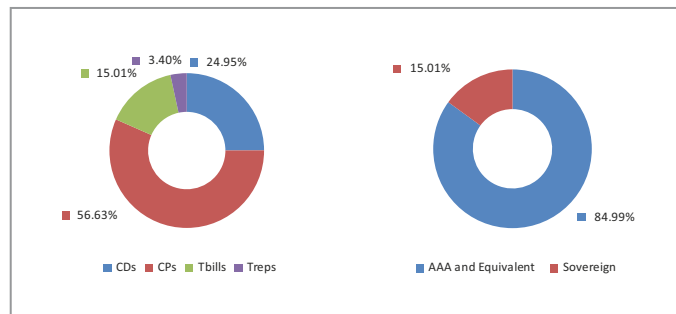
Modified Duration in Years	0.49
Average Maturity in Years	0.50
Yield to Maturity in %	6.80

Top 10 Sectors

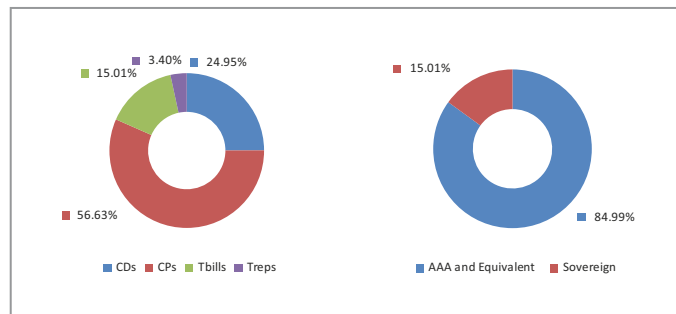


Note : 'Financial & insurance activities' sector includes exposure to 'Fixed Deposits' & 'Certificate of Deposits'. Central Government Securities (including TREPES).

Asset Class



Rating Profile



Performance

Period	1 Month	6 Months	1 Year	2 Years	3 Years	4 Years	5 Years	7 Years	10 Years	Inception
Fund	0.43%	2.60%	5.43%	5.79%	5.97%	5.76%	5.13%	4.79%	4.26%	6.37%
Benchmark	0.47%	2.98%	5.96%	6.58%	6.82%	6.72%	6.11%	5.76%	6.19%	6.88%

Returns less than or equal to 1 year are absolute. Returns greater than 1 year are compounded annualised growth rate (CAGR). Past performance is not indicative of future performance

May 2026

Cash Fund

Fund Objective

To have a fund that protects invested capital through investments in liquid money market and short-term instruments.

Portfolio Allocation

	Stated (%)	Actual (%)
Money market instruments and short term debt*	0 - 100	99.94
Net Current Assets*		0.06
Total		100.00

*Net current asset represents net of receivables and payables for investments held.
* Including Fixed Deposits

Portfolio

Company/Issuer	Exposure (%)
Money Market, Deposits & Other	100.00%
Total	100.00%

Fund Details

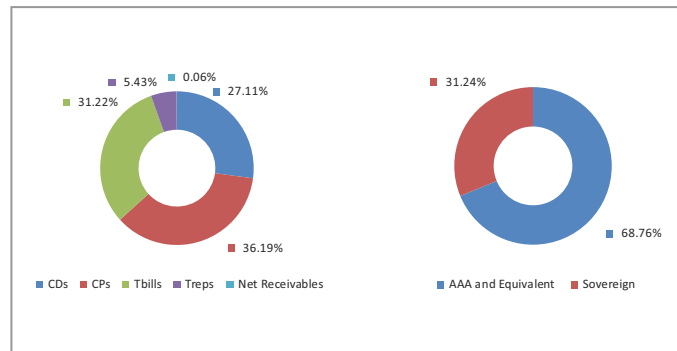
Description	
SFIN Number	ULIF00215/01/04CASHFUNDLI116
Launch Date	15-Jan-04
Face Value	10
Risk Profile	Low
Benchmark	CRISIL Liquid Fund Index
Fund Manager Name	Ameya Deshpande
Number of funds managed by fund manager:	
Equity	-
Debt	12
Hybrid	10
NAV as on 29-May-2026	29.7188
AUM (Rs. Cr)*	19.35
Equity (Rs. Cr)	-
Debt (Rs. Cr)	19.34
Net current asset (Rs. Cr)	0.01

*AUM is excluding the last day unitisation.

Quantitative Indicators

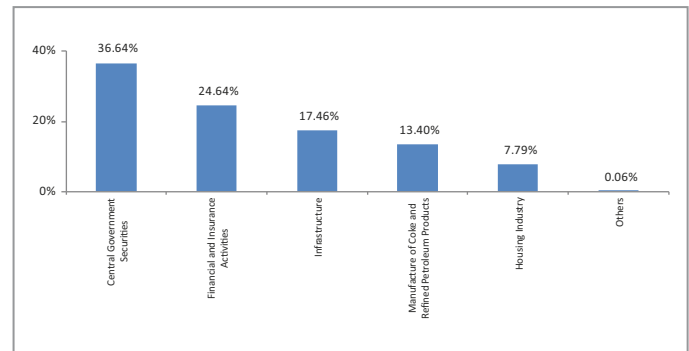
Modified Duration in Years	0.39
Average Maturity in Years	0.40
Yield to Maturity in %	6.42

Asset Class



Rating Profile

Top 10 Sectors



Note : 'Financial & insurance activities' sector includes exposure to 'Fixed Deposits' & 'Certificate of Deposits'. Central Government Securities (including TREPS).

Performance

Period	1 Month	6 Months	1 Year	2 Years	3 Years	4 Years	5 Years	7 Years	10 Years	Inception
Fund	0.30%	1.85%	3.90%	4.16%	4.24%	4.02%	3.41%	3.02%	3.47%	4.99%
Benchmark	0.47%	2.98%	5.96%	6.58%	6.82%	6.72%	6.11%	5.76%	6.19%	6.64%

Returns less than or equal to 1 year are absolute. Returns greater than 1 year are compounded annualised growth rate (CAGR). Past performance is not indicative of future performance

May 2026

Cash Plus Fund

Fund Objective

To have a fund that protects invested capital through investments in liquid money market and short-term instruments.

Portfolio Allocation

	Stated (%)	Actual (%)
Money market instruments and short term debt*	0 - 100	99.96
Net Current Assets*		0.04
Total		100.00

*Net current asset represents net of receivables and payables for investments held.
* Including Fixed Deposits

Portfolio

Company/Issuer	Exposure (%)
Money Market, Deposits & Other	100.00%
Total	100.00%

Fund Details

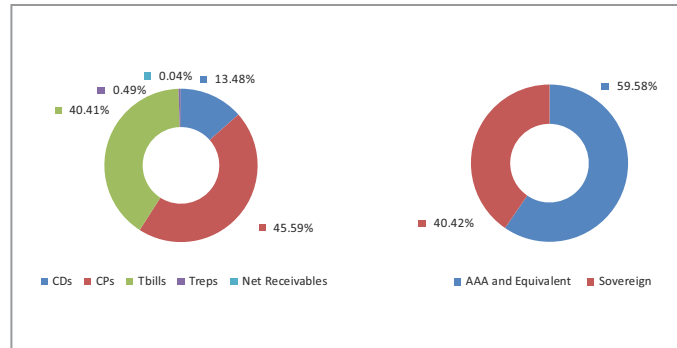
Description	
SFIN Number	ULIF01023/07/04CASHPLUSFU116
Launch Date	23-Jul-04
Face Value	10
Risk Profile	Low
Benchmark	CRISIL Liquid Fund Index
Fund Manager Name	Ameya Deshpande
Number of funds managed by fund manager:	
Equity	-
Debt	12
Hybrid	10
NAV as on 29-May-2026	43.4648
AUM (Rs. Cr)*	30.68
Equity (Rs. Cr)	-
Debt (Rs. Cr)	30.66
Net current asset (Rs. Cr)	0.01

*AUM is excluding the last day unitisation.

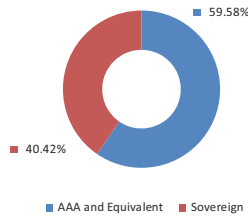
Quantitative Indicators

Modified Duration in Years	0.39
Average Maturity in Years	0.40
Yield to Maturity in %	6.34

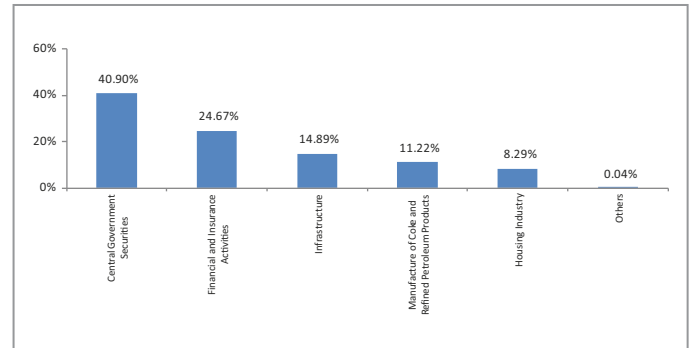
Asset Class



Rating Profile



Top 10 Sectors



Note: 'Financial & insurance activities' sector includes exposure to 'Fixed Deposits' & 'Certificate of Deposits'. Central Government Securities (including TREPS).

Performance

Period	1 Month	6 Months	1 Year	2 Years	3 Years	4 Years	5 Years	7 Years	10 Years	Inception
Fund	0.42%	2.65%	5.68%	6.01%	6.12%	5.89%	5.29%	4.99%	5.46%	6.95%
Benchmark	0.47%	2.98%	5.96%	6.58%	6.82%	6.72%	6.11%	5.76%	6.19%	6.70%

Returns less than or equal to 1 year are absolute. Returns greater than 1 year are compounded annualised growth rate (CAGR). Past performance is not indicative of future performance

May 2026

Cash Plus Pension Fund

Fund Objective

To have a fund that protects invested capital through investments in liquid money market and short-term instruments.

Portfolio Allocation

	Stated (%)	Actual (%)
Money market instruments and short term debt*	0 - 100	99.67
Net Current Assets*		0.33
Total		100.00

*Net current asset represents net of receivables and payables for investments held.
* Including Fixed Deposits

Portfolio

Company/Issuer	Exposure (%)
Money Market, Deposits & Other	100.00%
Total	100.00%

Fund Details

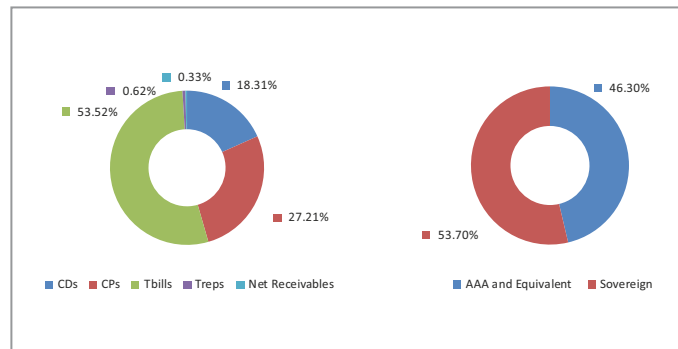
Description	
SFIN Number	ULIF01618/11/04CASHPLUPEN116
Launch Date	18-Nov-04
Face Value	10
Risk Profile	Low
Benchmark	CRISIL Liquid Fund Index
Fund Manager Name	Ameya Deshpande
Number of funds managed by fund manager:	
Equity	-
Debt	12
Hybrid	10
NAV as on 29-May-2026	43.1472
AUM (Rs. Cr)*	3.20
Equity (Rs. Cr)	-
Debt (Rs. Cr)	3.19
Net current asset (Rs. Cr)	0.01

*AUM is excluding the last day unitisation.

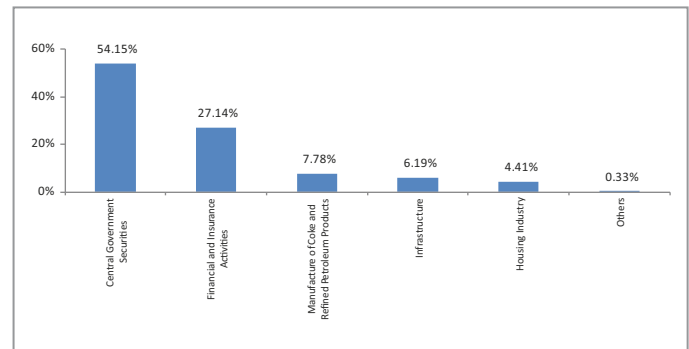
Quantitative Indicators

Modified Duration in Years	0.49
Average Maturity in Years	0.50
Yield to Maturity in %	6.09

Asset Class



Top 10 Sectors



Note : 'Financial & insurance activities' sector includes exposure to 'Fixed Deposits' & 'Certificate of Deposits'. Central Government Securities (including TREPS).

Performance

Period	1 Month	6 Months	1 Year	2 Years	3 Years	4 Years	5 Years	7 Years	10 Years	Inception
Fund	0.41%	2.57%	5.30%	5.75%	5.92%	5.76%	5.17%	4.88%	5.32%	7.02%
Benchmark	0.47%	2.98%	5.96%	6.58%	6.82%	6.72%	6.11%	5.76%	6.19%	6.75%

Returns less than or equal to 1 year are absolute. Returns greater than 1 year are compounded annualised growth rate (CAGR). Past performance is not indicative of future performance

May 2026

Liquid Pension Fund II

Fund Objective

To provide stable returns through investment in various fixed deposits, money market instruments and short term debt instruments

Portfolio Allocation

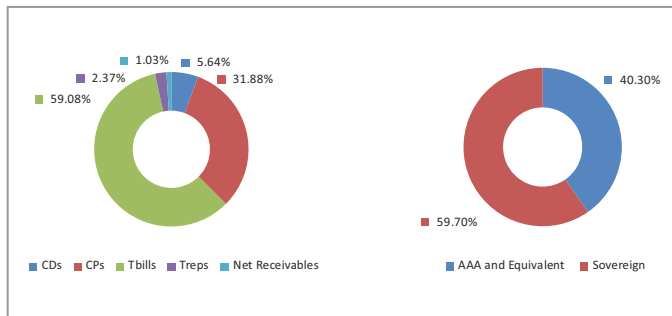
	Stated (%)	Actual (%)
Debt and Debt related securities incl. FD Cash, Mutual Funds	0 - 60	-
Money Market instruments	40 - 100	98.97
Net Current Assets*		1.03
Total		100.00

*Net current asset represents net of receivables and payables for investments held.

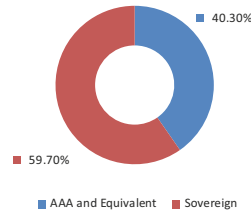
Portfolio

Company/Issuer	Exposure (%)
Money Market, Deposits & Other	100.00%
Total	100.00%

Asset Class



Rating Profile



Fund Details

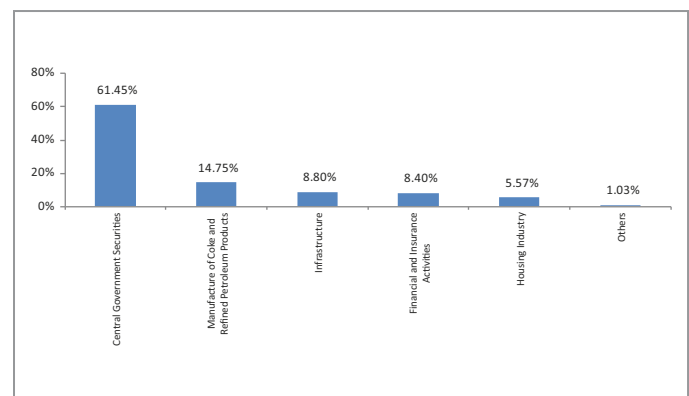
Description	
SFIN Number	ULIF09717/04/25LQDPENFDII116
Launch Date	27-May-25
Face Value	10
Risk Profile	Low
Benchmark	CRISIL Liquid Fund Index
Fund Manager Name	Ameya Deshpande
Number of funds managed by fund manager:	
Equity	-
Debt	12
Hybrid	10
NAV as on 29-May-2026	10.4338
AUM (Rs. Cr)*	1.69
Equity (Rs. Cr)	-
Debt (Rs. Cr)	1.67
Net current asset (Rs. Cr)	0.02

*AUM is excluding the last day unitisation.

Quantitative Indicators

Modified Duration in Years	0.43
Average Maturity in Years	0.44
Yield to Maturity in %	6.02

Top 10 Sectors



Note: 'Financial & insurance activities' sector includes exposure to 'Fixed Deposits' & 'Certificate of Deposits'. Central Government Securities (including TREPS).

Performance

Period	1 Month	6 Months	1 Year	2 Years	3 Years	4 Years	5 Years	7 Years	10 Years	Inception
Fund	0.39%	2.30%	4.33%	-	-	-	-	-	-	4.31%
Benchmark	0.47%	2.98%	5.96%	-	-	-	-	-	-	5.99%

Returns less than or equal to 1 year are absolute. Returns greater than 1 year are compounded annualised growth rate (CAGR). Past performance is not indicative of future performance

May 2026

Assured Return Fund

Fund Objective

The investment objective of this fund is to provide capital appreciation by investing in a suitable mix of debt and equities.

Portfolio Allocation

	Stated (%)	Actual (%)
Equity & Equity Related Instruments	0 - 50	-
Debt & Debt Related Instruments	0 - 100	97.95
Mutual Funds and Money market instruments	0 - 40	-
Net Current Assets*		2.05
Total		100.00

*Net current asset represents net of receivables and payables for investments held.

Portfolio

Company/Issuer	Exposure (%)
Sovereign	97.95%
6.77% Maharashtra SDL (MD 25/02/2030)	45.45%
5.77% GOI (MD 03/08/2030)	28.63%
6.48% GOI (MD 06/10/2035)	17.86%
6.63% Maharashtra SDL (MD 14/10/2030)	6.00%
Money Market, Deposits & Other	2.05%
Total	100.00%

Fund Details

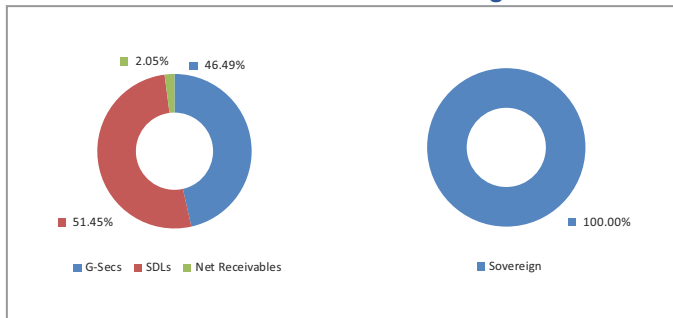
Description		
SFIN Number	ULIF06127/01/11ASSRDRETRN116	
Launch Date	28-Jan-11	
Face Value	10	
Risk Profile	Medium	
Benchmark	-	
Fund Manager Name	Abhay Moghe, Lakshman Chettiar	
Number of funds managed by fund manager:	Abhay Moghe	Lakshman Chettiar
Equity	33	
Debt	-	8
Hybrid	10	2
NAV as on 29-May-2026	26.4054	
AUM (Rs. Cr)*	1.62	
Equity (Rs. Cr)	-	
Debt (Rs. Cr)	1.59	
Net current asset (Rs. Cr)	0.03	

*AUM is excluding the last day unitisation.

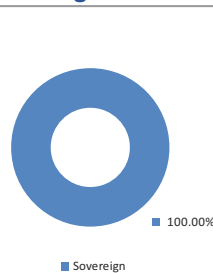
Quantitative Indicators

Modified Duration in Years	3.99
Average Maturity in Years	4.93
Yield to Maturity in %	7.10

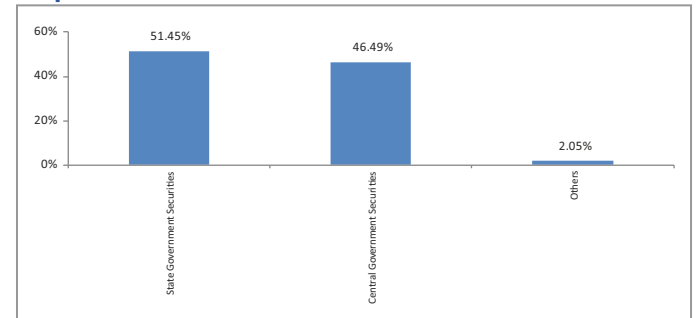
Asset Class



Rating Profile



Top 10 Sectors



Note: 'Financial & insurance activities' sector includes exposure to 'Fixed Deposits' & 'Certificate of Deposits'. Central Government Securities (including TREPS).

Performance

Period	1 Month	6 Months	1 Year	2 Years	3 Years	4 Years	5 Years	7 Years	10 Years	Inception
Fund	0.21%	0.81%	2.08%	5.53%	5.94%	6.13%	5.00%	5.28%	5.75%	6.53%
Benchmark	-	-	-	-	-	-	-	-	-	-

Returns less than or equal to 1 year are absolute. Returns greater than 1 year are compounded annualised growth rate (CAGR). Past performance is not indicative of future performance

May 2026

Pension Builder Fund

Fund Objective

The investment objective of this fund is to provide capital appreciation by investing in a suitable mix of debt and equities.

Portfolio Allocation

	Stated (%)	Actual (%)
Equity	0 - 50	41.79
Debt, Fixed deposits & Debt Related Instrument	25 - 100	33.74
Mutual Funds and Money market instrument	0 - 40	23.87
Net Current Assets*		0.60
Total		100.00

*Net current asset represents net of receivables and payables for investments held.

Portfolio

Company/Issuer	Exposure (%)
Equity	41.79%
ICICI Bank Ltd	7.65%
Reliance Industries Ltd	7.26%
Infosys Ltd	6.33%
Hindustan Unilever Ltd	6.06%
HDFC Bank Ltd	5.95%
Bharti Airtel Ltd	4.38%
Power Grid Corporation of India Ltd	2.67%
Tata Consultancy Services Ltd	1.49%
Corporate Bond	13.01%
7.85% PFC Ltd Series 177 (U) NCD (MD 03/04/2028)	10.01%
8.30% Cholamandalam Invst & Fin Co NCD (MD 04/06/2026)	3.00%
Sovereign	20.73%
6.01% GOI (MD 25/03/2028)	8.35%
7.38% GOI (MD 20/06/2027)	8.09%
6.79% GOI (MD 07/10/2034)	4.01%
6.97% GOI (MD 06/09/2026)	0.28%
Money Market, Deposits & Other	24.47%
Total	100.00%

Fund Details

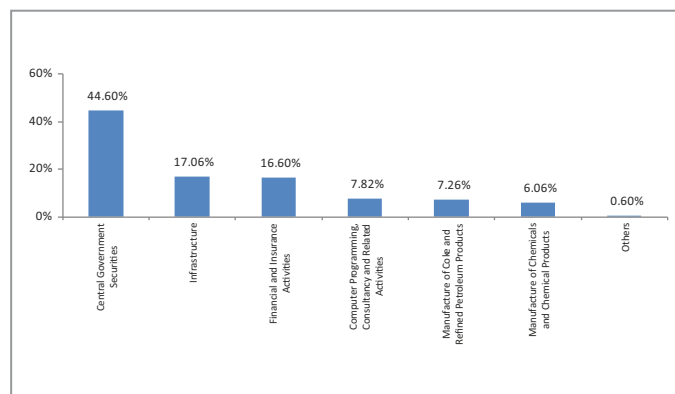
Description	
SFIN Number	ULIF06908/02/13PENSIONBUI116
Launch Date	01-Dec-14
Face Value	10
Risk Profile	Medium
Benchmark	-
Fund Manager Name	Abhay Moghe, Ameya Deshpande
Number of funds managed by fund manager:	Abhay Moghe Ameya Deshpande
Equity	33
Debt	- 12
Hybrid	10 10
NAV as on 29-May-2026	19.0795
AUM (Rs. Cr)*	50.08
Equity (Rs. Cr)	20.93
Debt (Rs. Cr)	28.85
Net current asset (Rs. Cr)	0.30

*AUM is excluding the last day unitisation.

Quantitative Indicators

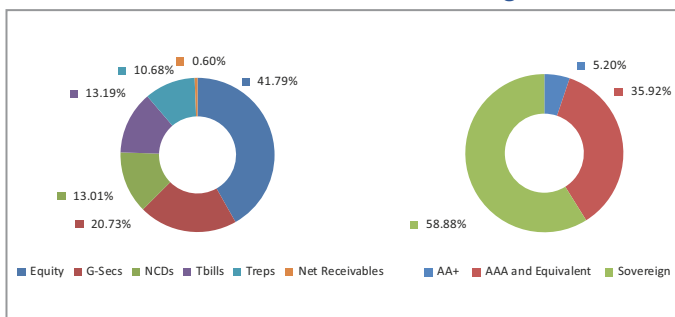
Modified Duration in Years	1.20
Average Maturity in Years	1.41
Yield to Maturity in %	6.26

Top 10 Sectors

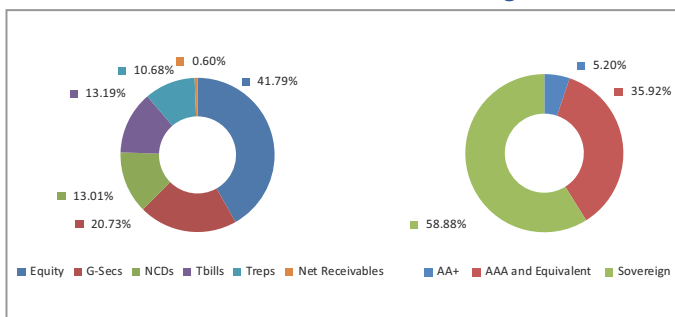


Note: 'Financial & insurance activities' sector includes exposure to 'Fixed Deposits' & 'Certificate of Deposits'. Central Government Securities (including TREPS).

Asset Class



Rating Profile



Performance

Period	1 Month	6 Months	1 Year	2 Years	3 Years	4 Years	5 Years	7 Years	10 Years	Inception
Fund	-1.54%	-6.89%	-4.38%	1.64%	4.36%	5.13%	4.39%	5.21%	5.61%	5.78%
Benchmark	-	-	-	-	-	-	-	-	-	-

Returns less than or equal to 1 year are absolute. Returns greater than 1 year are compounded annualised growth rate (CAGR). Past performance is not indicative of future performance

May 2026

Balanced Equity Fund

Fund Objective

The investment objective of this fund is to provide capital appreciation by investing in a suitable mix of debt and equities.

Portfolio Allocation

	Stated (%)	Actual (%)
Equity	10 - 70	51.06
Debt and debt related securities incl. Fixed deposits	0 - 80	24.68
Mutual Funds and Money market instruments	0 - 50	22.54
Net Current Assets*		1.73
Total		100.00

*Net current asset represents net of receivables and payables for investments held.

Portfolio

Company/Issuer	Exposure (%)
Equity	51.06%
Bharti Airtel Ltd	9.66%
Sun Pharmaceuticals Industries Ltd	9.33%
Infosys Ltd	8.13%
Reliance Industries Ltd	7.83%
HDFC Bank Ltd	6.05%
ITC Ltd	5.45%
Tata Consultancy Services Ltd	4.11%
ITC Hotels Ltd	0.49%
Sovereign	24.68%
6.97% GOI (MD 06/09/2026)	24.68%
Money Market, Deposits & Other	24.26%
Total	100.00%

Fund Details

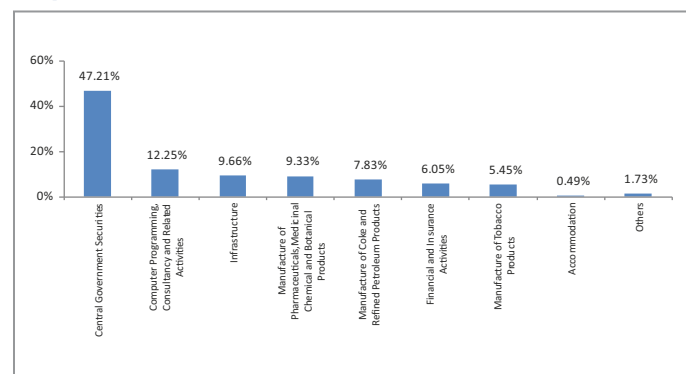
Description	
SFIN Number	ULIF07413/05/15BALEQTYFND116
Launch Date	08-Mar-16
Face Value	10
Risk Profile	High
Benchmark	-
Fund Manager Name	Abhay Moghe, Lakshman Chettiar
Number of funds managed by fund manager:	Abhay Moghe Lakshman Chettiar
Equity	33
Debt	- 8
Hybrid	10 2
NAV as on 29-May-2026	21.7129
AUM (Rs. Cr)*	0.61
Equity (Rs. Cr)	0.31
Debt (Rs. Cr)	0.29
Net current asset (Rs. Cr)	0.01

*AUM is excluding the last day unitisation.

Quantitative Indicators

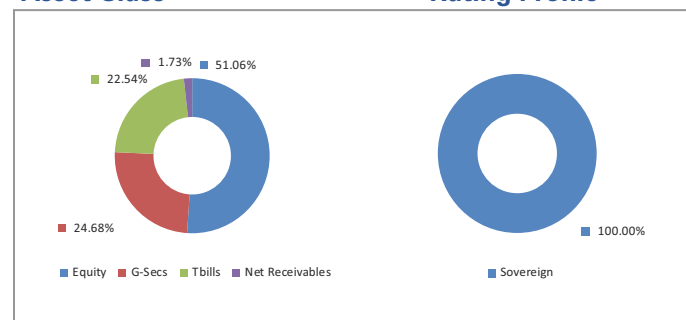
Modified Duration in Years	0.30
Average Maturity in Years	0.31
Yield to Maturity in %	5.65

Top 10 Sectors

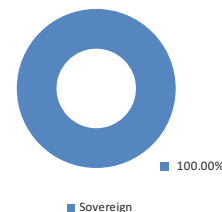


Note: 'Financial & insurance activities' sector includes exposure to 'Fixed Deposits' & 'Certificate of Deposits'. Central Government Securities (including TREPS).

Asset Class



Rating Profile



Performance

Period	1 Month	6 Months	1 Year	2 Years	3 Years	4 Years	5 Years	7 Years	10 Years	Inception
Fund	-1.94%	-8.42%	-4.15%	2.66%	6.65%	8.06%	7.60%	7.86%	7.85%	7.87%
Benchmark	-	-	-	-	-	-	-	-	-	-

Returns less than or equal to 1 year are absolute. Returns greater than 1 year are compounded annualised growth rate (CAGR). Past performance is not indicative of future performance

May 2026

Builder Bond Fund

Fund Objective

The investment objective of this fund is to provide accumulation of income through investment in high quality fixed income securities

Portfolio Allocation

	Stated (%)	Actual (%)
Debt and debt related securities incl. Fixed deposits	40 - 100	97.65
Money market instruments, Cash, Mutual funds	0 - 60	0.39
Net Current Assets*		1.97
Total		100.00

*Net current asset represents net of receivables and payables for investments held.

Portfolio

Company/Issuer	Exposure (%)
Corporate Bond	2.18%
8.30% Cholamandalam Invnt & Fin Co NCD (MD 04/06/2026)	1.49%
6.35% HDB Financial Services Ltd (S) NCD (MD 11/09/2026)	0.30%
8.58% Cholamandalam Invnt & Fin Co S 641 NCD (MD 13052027)	0.27%
8.137% Tata Capital Ltd NCD (MD 21/03/2029)	0.12%
Sovereign	95.47%
7.95% GOI (MD 28/08/2032)	78.17%
7.26% GOI (MD 06/02/2033)	15.11%
Others	2.19%
Money Market, Deposits & Other	2.35%
Total	100.00%

Fund Details

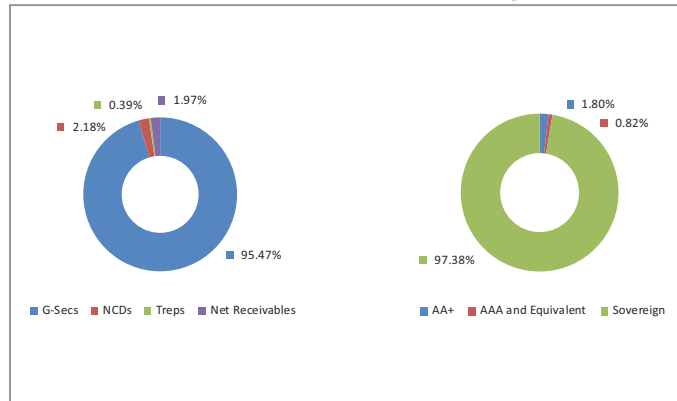
Description	
SFIN Number	ULIF07313/05/15BLDRBNDNFND116
Launch Date	08-Mar-16
Face Value	10
Risk Profile	Medium
Benchmark	-
Fund Manager Name	Ameya Deshpande
Number of funds managed by fund manager:	
Equity	-
Debt	12
Hybrid	10
NAV as on 29-May-2026	17.5681
AUM (Rs. Cr)*	33.53
Equity (Rs. Cr)	-
Debt (Rs. Cr)	32.87
Net current asset (Rs. Cr)	0.66

*AUM is excluding the last day unitisation.

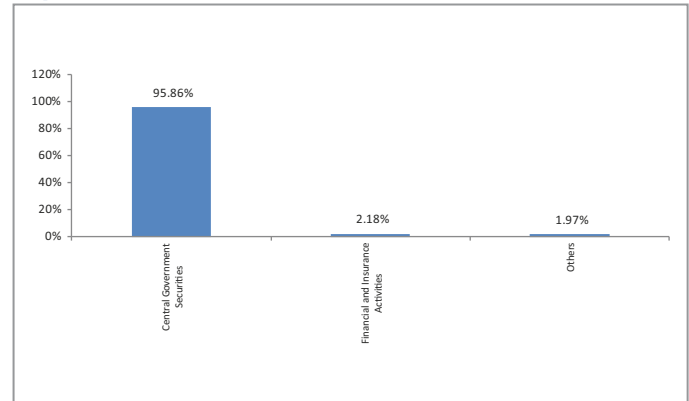
Quantitative Indicators

Modified Duration in Years	4.66
Average Maturity in Years	6.05
Yield to Maturity in %	6.96

Asset Class



Top 10 Sectors



Note : 'Financial & insurance activities' sector includes exposure to 'Fixed Deposits' & 'Certificate of Deposits'. Central Government Securities (including TREPS).

Performance

Period	1 Month	6 Months	1 Year	2 Years	3 Years	4 Years	5 Years	7 Years	10 Years	Inception
Fund	0.40%	0.64%	1.56%	5.70%	5.58%	5.73%	4.50%	5.17%	5.56%	5.66%
Benchmark	-	-	-	-	-	-	-	-	-	-

Returns less than or equal to 1 year are absolute. Returns greater than 1 year are compounded annualised growth rate (CAGR). Past performance is not indicative of future performance

May 2026

Discontinued Pension Policy Fund

Fund Objective

To provide minimum guaranteed rate of return on discontinued policies as prescribed by IRDAI

Portfolio Allocation

	Stated (%)	Actual (%)
Money Market instrument	0 - 40	31.87
Gsec	60 - 100	67.29
Net Current Assets*		0.84
Total		100.00

*Net current asset represents net of receivables and payables for investments held.

Portfolio

Company/Issuer	Exposure (%)
Sovereign	67.29%
364 Days T-Bill (MD 29/10/2026)	24.53%
182 Days T-Bill (MD 29/10/2026)	19.12%
364 Days T-Bill (MD 24/09/2026)	12.12%
364 Days T-Bill (MD 13/05/2027)	6.05%
364 Days T-Bill (MD 08/10/2026)	4.17%
182 Days T-Bill (MD 09/07/2026)	0.76%
364 Days T-Bill (MD 17/09/2026)	0.54%
Money Market, Deposits & Other	32.71%
Total	100.00%

Fund Details

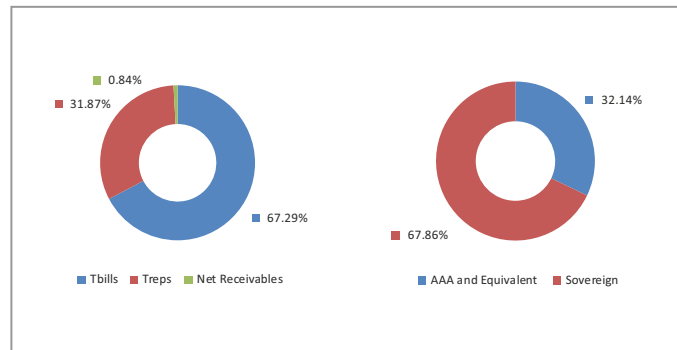
Description	
SFIN Number	ULIF07126/03/13DISCOMPENS116
Launch Date	09-Sep-15
Face Value	10
Risk Profile	Low
Benchmark	-
Fund Manager Name	Ameya Deshpande
Number of funds managed by fund manager:	
Equity	-
Debt	12
Hybrid	10
NAV as on 29-May-2026	17.0005
AUM (Rs. Cr)*	2.35
Equity (Rs. Cr)	-
Debt (Rs. Cr)	2.33
Net current asset (Rs. Cr)	0.02

*AUM is excluding the last day unitisation.

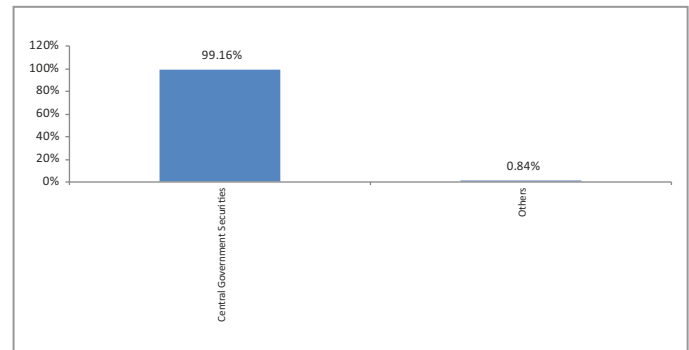
Quantitative Indicators

Modified Duration in Years	0.29
Average Maturity in Years	0.30
Yield to Maturity in %	5.41

Asset Class



Top 10 Sectors



Note : 'Financial & insurance activities' sector includes exposure to 'Fixed Deposits' & 'Certificate of Deposits'. Central Government Securities (including TREPS).

Performance

Period	1 Month	6 Months	1 Year	2 Years	3 Years	4 Years	5 Years	7 Years	10 Years	Inception
Fund	0.38%	2.71%	5.25%	5.56%	5.93%	5.88%	5.34%	5.00%	5.26%	5.07%
Benchmark	-	-	-	-	-	-	-	-	-	-

Returns less than or equal to 1 year are absolute. Returns greater than 1 year are compounded annualised growth rate (CAGR). Past performance is not indicative of future performance

May 2026

Discontinued Life Policy Fund

Fund Objective

To provide minimum guaranteed rate of return on discontinued policies as prescribed by IRDAI

Portfolio Allocation

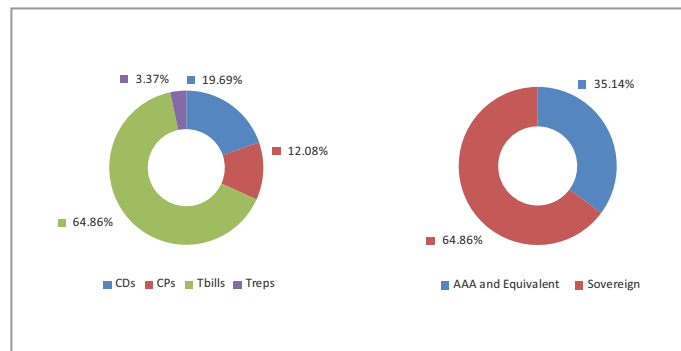
	Stated (%)	Actual (%)
Money Market instrument	0 - 40	35.14
Gsec	60 - 100	64.86
Net Current Assets*		-
Total		100.00

*Net current asset represents net of receivables and payables for investments held.

Portfolio

Company/Issuer	Exposure (%)
Sovereign	64.86%
182 Days T-Bill (MD 29/10/2026)	6.83%
364 Days T-Bill (MD 08/10/2026)	6.41%
364 Days T-Bill (MD 03/12/2026)	5.38%
364 Days T-Bill (MD 15/10/2026)	4.54%
182 Days T-Bill (MD 09/07/2026)	4.31%
364 Days T-Bill (MD 17/09/2026)	3.60%
364 Days T-Bill (MD 13/05/2027)	3.30%
364 Days T-Bill (MD 25/06/2026)	3.12%
364 Days T-Bill (MD 24/09/2026)	2.89%
364 Days T-Bill (MD 10/09/2026)	2.85%
Others	21.64%
Money Market, Deposits & Other	35.14%
Total	100.00%

Asset Class



Rating Profile

Fund Details

Description	
SFIN Number	ULIF07026/03/13DISCONLIFE116
Launch Date	28-Jan-15
Face Value	10
Risk Profile	Low
Benchmark	-
Fund Manager Name	Ameya Deshpande
Number of funds managed by fund manager:	
Equity	-
Debt	12
Hybrid	10
NAV as on 29-May-2026	17.8713
AUM (Rs. Cr)*	4317.14
Equity (Rs. Cr)	-
Debt (Rs. Cr)	4317.12
Net current asset (Rs. Cr)	0.02

*AUM is excluding the last day unitisation.

Quantitative Indicators

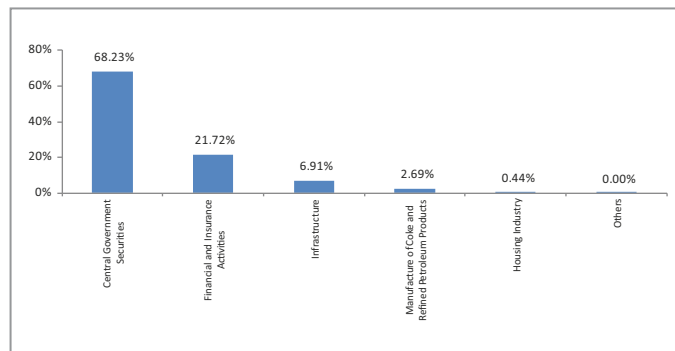
Modified Duration in Years	0.38
Average Maturity in Years	0.38
Yield to Maturity in %	5.90

Performance

Period	1 Month	6 Months	1 Year	2 Years	3 Years	4 Years	5 Years	7 Years	10 Years	Inception
Fund	0.42%	2.69%	5.65%	6.06%	6.20%	5.99%	5.45%	5.07%	5.22%	5.25%
Benchmark	-	-	-	-	-	-	-	-	-	-

Returns less than or equal to 1 year are absolute. Returns greater than 1 year are compounded annualised growth rate (CAGR). Past performance is not indicative of future performance

Top 10 Sectors



Note : 'Financial & insurance activities' sector includes exposure to 'Fixed Deposits' & 'Certificate of Deposits'. Central Government Securities (including TREPS).

BEWARE OF SPURIOUS PHONE CALLS AND FICTITIOUS / FRADULENT OFFERS -

IRDAI is not involved in activities like selling insurance policies, announcing bonus or investment of premiums. Public receiving such phone calls are requested to lodge a police complaint.

Bajaj Life Insurance Limited (Formerly known as Bajaj Allianz Life Insurance Company Limited)

Regd. Office Address: Bajaj Insurance House, Airport Road, Yerawada, Pune – 411006 IRDAI Reg.No.: 116 CIN : U66010PN2001PLC015959
Mail us: customer-care@bajajlife.com Call on: Customer Care No. 020-6712 1212. The Logo of Bajaj Life Insurance Limited is provided on the basis of license given by Bajaj Finserv Ltd. to use its "Bajaj" Logo.

Past performance is not indicative of future performance.