

INVESTMENT'Z INSIGHT

Monthly Investment Update May 2026

IN UNIT LINKED INSURANCE POLICIES, THE INVESTMENT RISK IN INVESTMENT PORTFOLIO IS BORNE BY THE POLICYHOLDER.

Index

EQUITY FUNDS

Group Equity Index Fund	1
Group Blue Chip Fund	2
Group Equity Fund	3
Group Nifty 100 index Fund	4

HYBRID FUNDS

Group Asset Allocation Fund	5
Stable Gain Fund	6
Secure Gain Fund	7
Group Balanced Gain Fund-II	8

DEBT FUNDS

Group Debt Fund	9
Group Debt Fund-II	10
Group Debt Fund-III	11

LIQUID FUNDS

Group Liquid Fund-II	12
----------------------------	----

Fund Performance Summary

Type	FUND NAMES	SFIN Code	AUM in CR	Absolute Return				CAGR Return							Returns since Inception CAGR	Inception Date
				1 Month	3 Month	6 Month	1 Year	2 Year	3 Year	4 Year	5 Year	7 Year	10 Year			
Asset Allocation Fund	Group Asset Allocation Fund	ULGF00926/02/10GRASSALOC116	52.4	-1.32%	-4.67%	-6.69%	-2.23%	3.13%	7.71%	8.48%	7.99%	8.59%	9.12%	10.23%	25-Feb-10	
	CRISIL Balanced Fund – Aggressive Index			-1.14%	-4.12%	-6.20%	-2.24%	3.59%	7.71%	8.55%	7.75%	9.50%	10.14%			
Cash Fund	Group Liquid Fund II	ULGF02124/06/13GRLIQUFU02116	7.1	0.37%	1.20%	2.40%	5.14%	5.69%	6.02%	5.89%	5.24%	4.84%	3.45%	4.11%	13-Sep-13	
	Crisil Liquid Fund Index			0.47%	1.53%	2.98%	5.96%	6.58%	6.82%	6.72%	6.11%	5.76%	6.19%			
Debt Fund	Group Debt Fund	ULGF00426/03/08GRDEBTFUND116	64.0	0.23%	-0.33%	0.40%	0.57%	5.54%	5.96%	6.38%	5.40%	5.78%	6.38%	7.86%	26-Mar-08	
Debt Fund	Group Debt Fund II	ULGF01924/06/13GRDEBTFU02116	1,182.6	0.25%	-0.33%	0.27%	0.82%	5.60%	5.98%	6.40%	5.43%	5.85%	6.47%	7.23%	13-Sep-13	
Debt Fund	Group Debt Fund III	ULGF02202/03/15GRDEBTFU03116	119.0	0.21%	-0.48%	0.14%	0.43%	5.30%	5.78%	6.26%	5.27%	5.81%	-	5.86%	29-Sep-16	
	Crisil Composite Bond Fund Index			0.26%	-0.23%	0.75%	2.08%	6.20%	6.40%	7.00%	5.70%	6.79%	7.14%			
Equity Fund	Group Equity Fund	ULGF01018/04/11GREQTYFUND116	54.0	-1.93%	-6.28%	-9.94%	-5.77%	0.98%	7.67%	8.79%	8.42%	9.89%	10.97%	11.58%	21-Jun-11	
Equity Fund	Group Blue Chip Fund	ULGF01118/04/11GRBLUECHIP116	3.0	-1.51%	-5.38%	-8.84%	-3.47%	1.74%	9.54%	10.44%	9.78%	12.12%	12.08%	10.95%	21-Jun-11	
	Nifty 50 Index			-1.87%	-6.48%	-10.13%	-4.86%	2.24%	8.32%	9.17%	8.61%	10.21%	11.18%			
Equity Fund	Group Nifty 100 index Fund	ULGF03029/01/25GRN100INFU116	124.1	-1.16%	-5.04%	-8.41%	-	-	-	-	-	-	-	-3.76%	24-Jun-25	
	Nifty 100 index			-1.16%	-4.98%	-7.96%	-	-	-	-	-	-	-			
Hybrid Fund	Group Balanced Gain Fund II	ULGF02402/03/15GRBALCGA02116	6.7	-0.19%	-1.28%	-1.72%	2.17%	6.56%	8.74%	9.22%	8.18%	-	-	9.19%	4-Jun-20	
	CRISIL Balanced Fund – Aggressive Index			-1.14%	-4.12%	-6.20%	-2.24%	3.59%	7.71%	8.55%	7.75%	-	-			
Index Fund	Group Equity Index Fund	ULGF00822/02/10GREQTYINDX116	29.2	-1.57%	-5.88%	-9.49%	-4.35%	1.47%	8.75%	9.58%	8.91%	11.12%	11.17%	9.53%	19-Feb-10	
	Nifty 50 Index			-1.87%	-6.48%	-10.13%	-4.86%	2.24%	8.32%	9.17%	8.61%	10.21%	11.18%			
Hybrid Fund	Secure Gain Fund	ULGF00215/10/04SECUREFUND116	4,061.0	-0.19%	-1.67%	-2.25%	-1.48%	4.16%	5.80%	6.53%	5.59%	6.43%	7.28%	8.59%	15-Oct-04	
Hybrid Fund	Stable Gain Fund	ULGF00115/09/04STABLEFUND116	657.8	-0.46%	-2.71%	-4.24%	-3.00%	3.26%	5.67%	6.58%	5.82%	6.79%	7.63%	9.23%	31-Oct-04	
	Benchmark															

FUND PERFORMANCE SUMMARY

May 2026

Group Equity Index Fund

Fund Objective

To provide capital appreciation through investment in equities forming part of NSE NIFTY.

Portfolio Allocation

	Stated (%)	Actual (%)
Govt. and Govt. approved Securities	0 - 20	-
Corporate bonds rated AA or above by Crisil	0 - 40	-
Money market and other liquid assets	0 - 40	-
Infrastructure sector as defined by the IRDA	0 - 20	0.24
Listed equities	0 - 100	99.44
Net Current Assets*		0.32
Total		100.00

*Net current asset represents net of receivables and payables for investments held.

Portfolio

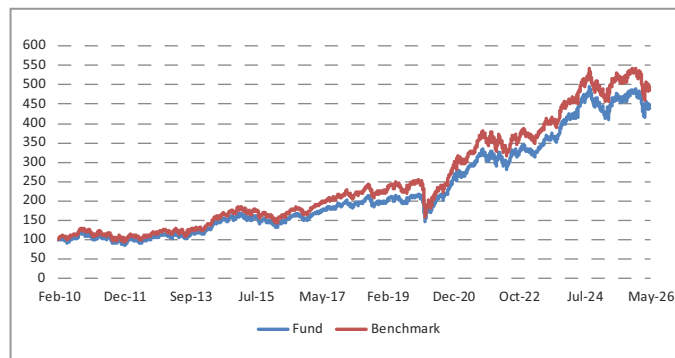
Company/Issuer	Exposure (%)
Equity	99.44%
Reliance Industries Ltd	8.57%
ICICI Bank Ltd	7.51%
HDFC Bank Ltd	6.01%
Bharti Airtel Ltd	5.38%
Larsen & Toubro Ltd	5.06%
Infosys Ltd	4.29%
State Bank of India	3.35%
Axis Bank Ltd	3.09%
ITC Ltd	2.92%
Mahindra & Mahindra Ltd	2.87%
Others	50.39%
Money Market, Deposits & Other	0.56%
Total	100.00%

Fund Details

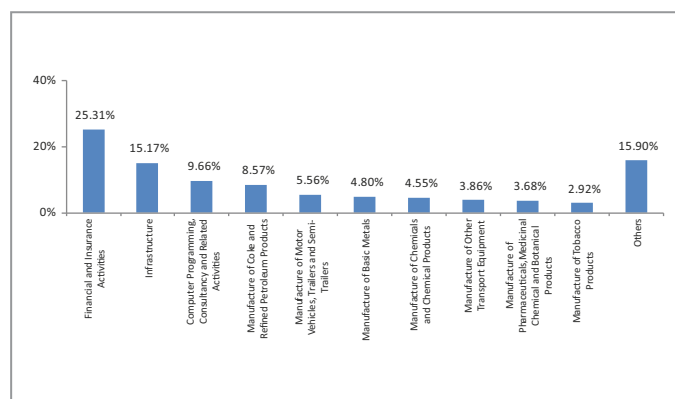
Description	
SFIN Number	ULGF00822/02/10GREQTYINDX116
Launch Date	19-Feb-10
Face Value	10
Risk Profile	High
Benchmark	Nifty 50 Index
Fund Manager Name	Abhay Moghe
Number of funds managed by fund manager:	
Equity	33
Debt	-
Hybrid	10
NAV as on 29-May-2026	44.0091
AUM (Rs. Cr)*	29.19
Equity (Rs. Cr)	29.03
Debt (Rs. Cr)	0.07
Net current asset (Rs. Cr)	0.09

*AUM is excluding the last day unitisation.

Lumpsum Investment Growth of ₹100 Since Inception

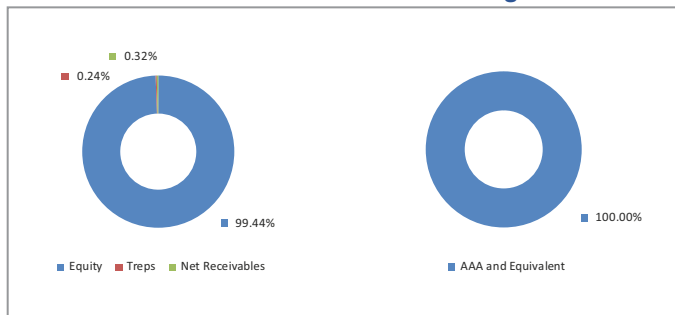


Top 10 Sectors

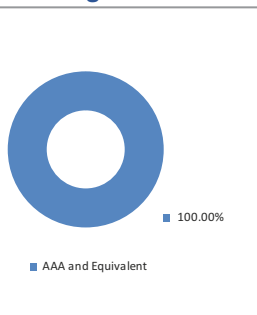


Note : 'Financial & insurance activities' sector includes exposure to 'Fixed Deposits' & 'Certificate of Deposits', Central Government Securities (including TREPS).

Asset Class



Rating Profile



Performance

Period	1 Month	6 Months	1 Year	2 Years	3 Years	4 Years	5 Years	7 Years	10 Years	Inception
Fund	-1.57%	-9.49%	-4.35%	1.47%	8.75%	9.58%	8.91%	11.12%	11.17%	9.53%
Benchmark	-1.87%	-10.13%	-4.86%	2.24%	8.32%	9.17%	8.61%	10.21%	11.18%	10.20%

Returns less than or equal to 1 year are absolute. Returns greater than 1 year are compounded annualised growth rate (CAGR). Past performance is not indicative of future performance

May 2026

Group Blue Chip Fund

Fund Objective

To provide capital appreciation through investment in equities.

Portfolio Allocation

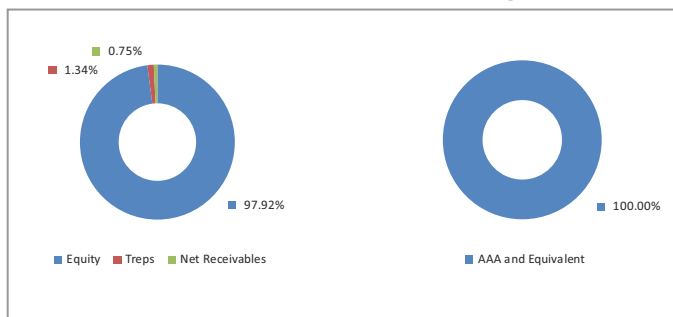
	Stated (%)	Actual (%)
Equity and equity related securities	60 - 100	97.92
Debt and debt related securities /Cash /Money Market instruments**/Fixed Deposit and Mutual funds	0 - 40	1.34
Net Current Assets*		0.75
Total		100.00

*Net current asset represents net of receivables and payables for investments held.
**The exposure to money market instruments may be increased to 100%, keeping in view market conditions, market opportunities, and political, economic and other factors, depending on the perception of the Investment Manager.

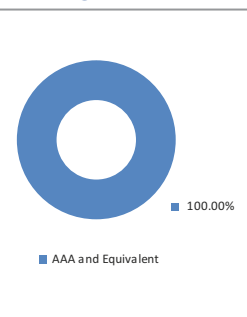
Portfolio

Company/Issuer	Exposure (%)
Equity	97.92%
HDFC Bank Ltd	8.68%
Reliance Industries Ltd	8.24%
ICICI Bank Ltd	7.56%
Bharti Airtel Ltd	5.36%
Larsen & Toubro Ltd	4.58%
Bajaj Auto Ltd	4.16%
Infosys Ltd	3.89%
State Bank of India	3.37%
Axis Bank Ltd	3.11%
ITC Ltd	2.64%
Others	46.32%
Money Market, Deposits & Other	2.08%
Total	100.00%

Asset Class



Rating Profile



Performance

Period	1 Month	6 Months	1 Year	2 Years	3 Years	4 Years	5 Years	7 Years	10 Years	Inception
Fund	-1.51%	-8.84%	-3.47%	1.74%	9.54%	10.44%	9.78%	12.12%	12.08%	10.95%
Benchmark	-1.87%	-10.13%	-4.86%	2.24%	8.32%	9.17%	8.61%	10.21%	11.18%	10.53%

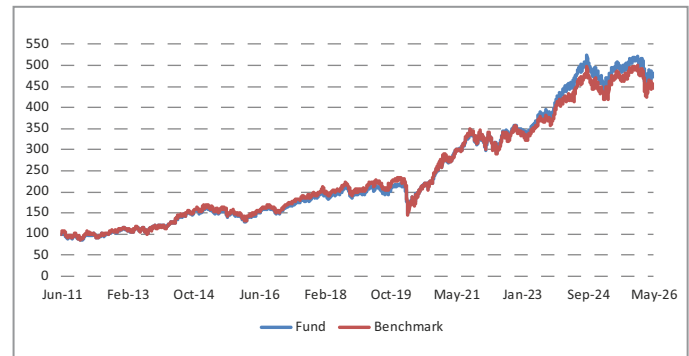
Returns less than or equal to 1 year are absolute. Returns greater than 1 year are compounded annualised growth rate (CAGR). Past performance is not indicative of future performance

Fund Details

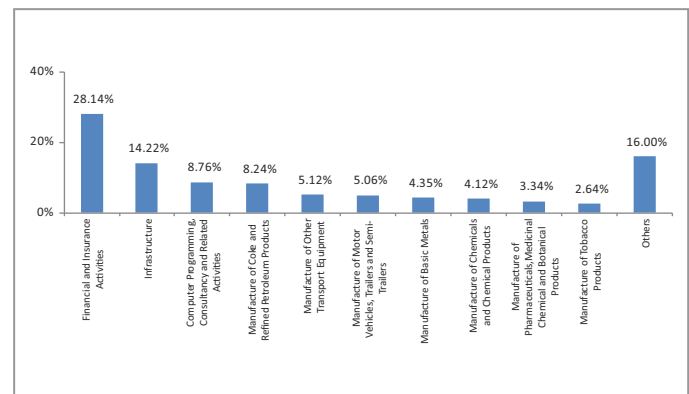
Description	
SFIN Number	ULGF01118/04/11GRBLUECHIP116
Launch Date	21-Jun-11
Face Value	10
Risk Profile	High
Benchmark	Nifty 50 Index
Fund Manager Name	Abhay Moghe
Number of funds managed by fund manager:	
Equity	33
Debt	-
Hybrid	10
NAV as on 29-May-2026	47.2930
AUM (Rs. Cr)*	2.99
Equity (Rs. Cr)	2.93
Debt (Rs. Cr)	0.04
Net current asset (Rs. Cr)	0.02

*AUM is excluding the last day unitisation.

Lumpsum Investment Growth of ₹100 Since Inception



Top 10 Sectors



Note: 'Financial & insurance activities' sector includes exposure to 'Fixed Deposits' & 'Certificate of Deposits', Central Government Securities (including TREPS).

May 2026

Group Equity Fund

Fund Objective

To provide capital appreciation through investment in equity shares.

Portfolio Allocation

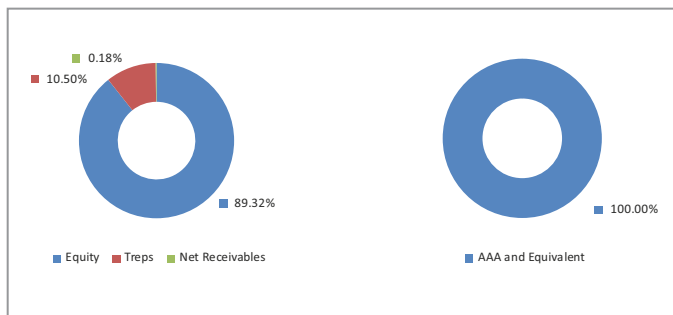
	Stated (%)	Actual (%)
Equity and equity related securities	60 - 100	89.32
Debt and debt related securities, Cash/Money Market Instruments/Fixed deposits/Mutual Funds	0 - 40	10.50
Net Current Assets*		0.18
Total		100.00

*Net current asset represents net of receivables and payables for investments held.

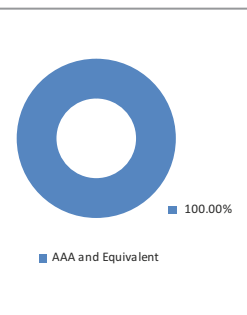
Portfolio

Company/Issuer	Exposure (%)
Equity	89.32%
ICICI Bank Ltd	8.92%
Reliance Industries Ltd	8.08%
Kotak Nifty Bank ETF	6.80%
Larsen & Toubro Ltd	4.77%
HDFC Bank Ltd	4.50%
State Bank of India	3.81%
Bharti Airtel Ltd	3.77%
Infosys Ltd	3.69%
Mahindra & Mahindra Ltd	2.72%
Kotak Mahindra Bank Ltd	2.43%
Others	39.82%
Money Market, Deposits & Other	10.68%
Total	100.00%

Asset Class



Rating Profile



Performance

Period	1 Month	6 Months	1 Year	2 Years	3 Years	4 Years	5 Years	7 Years	10 Years	Inception
Fund	-1.93%	-9.94%	-5.77%	0.98%	7.67%	8.79%	8.42%	9.89%	10.97%	11.58%
Benchmark	-1.87%	-10.13%	-4.86%	2.24%	8.32%	9.17%	8.61%	10.21%	11.18%	10.53%

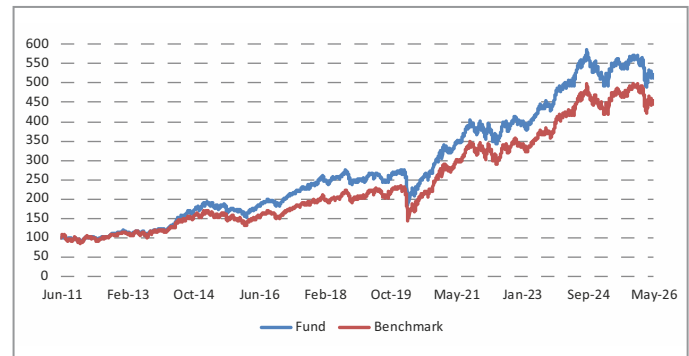
Returns less than or equal to 1 year are absolute. Returns greater than 1 year are compounded annualised growth rate (CAGR). Past performance is not indicative of future performance

Fund Details

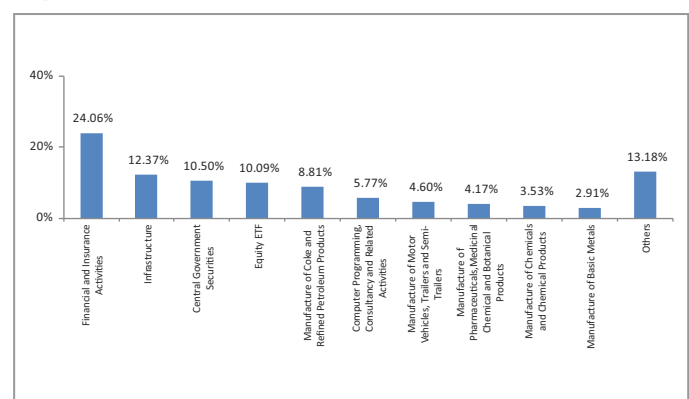
Description	
SFIN Number	ULGF01018/04/11GREQTYFUND116
Launch Date	21-Jun-11
Face Value	10
Risk Profile	Very High
Benchmark	Nifty 50 Index
Fund Manager Name	Jamil Ansari
Number of funds managed by fund manager:	
Equity	18
Debt	-
Hybrid	-
NAV as on 29-May-2026	51.4294
AUM (Rs. Cr)*	53.98
Equity (Rs. Cr)	48.22
Debt (Rs. Cr)	5.67
Net current asset (Rs. Cr)	0.10

*AUM is excluding the last day unitisation.

Lumpsum Investment Growth of ₹100 Since Inception



Top 10 Sectors



Note : 'Financial & insurance activities' sector includes exposure to 'Fixed Deposits' & 'Certificate of Deposits'. Central Government Securities (including TREPS).

May 2026

Group Nifty 100 index Fund

Fund Objective

To provide capital appreciation through investment in equities forming part of Nifty 100 Index.

Portfolio Allocation

	Stated (%)	Actual (%)
Equity & Equity related instruments	65 - 100	99.45
Cash, Bank Deposits, Liquid Mutual Funds and Money Market Instruments	0 - 35	0.35
Net Current Assets*		0.20
Total		100.00

*Net current asset represents net of receivables and payables for investments held.

Portfolio

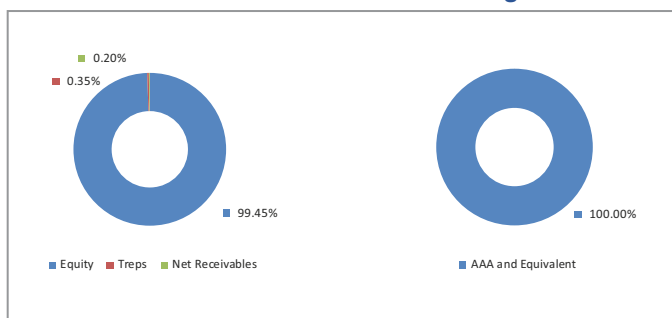
Company/Issuer	Exposure (%)
Equity	99.45%
HDFC Bank Ltd	8.20%
Reliance Industries Ltd	7.17%
ICICI Bank Ltd	6.47%
Bharti Airtel Ltd	4.51%
Larsen & Toubro Ltd	3.85%
Infosys Ltd	3.27%
State Bank of India	2.88%
Axis Bank Ltd	2.66%
ITC Ltd	2.22%
Mahindra & Mahindra Ltd	2.19%
Others	56.04%
Money Market, Deposits & Other	0.55%
Total	100.00%

Fund Details

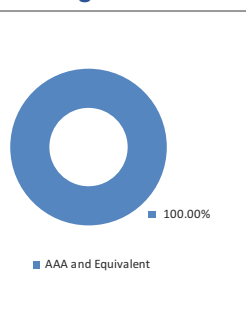
Description	
SFIN Number	ULGF03029/01/25GRN100INFU116
Launch Date	24-Jun-25
Face Value	10
Risk Profile	Very High
Benchmark	Nifty 100 index
Fund Manager Name	Abhay Moghe
Number of funds managed by fund manager:	
Equity	33
Debt	-
Hybrid	10
NAV as on 29-May-2026	9.6244
AUM (Rs. Cr)*	124.06
Equity (Rs. Cr)	123.38
Debt (Rs. Cr)	0.44
Net current asset (Rs. Cr)	0.24

*AUM is excluding the last day unitisation.

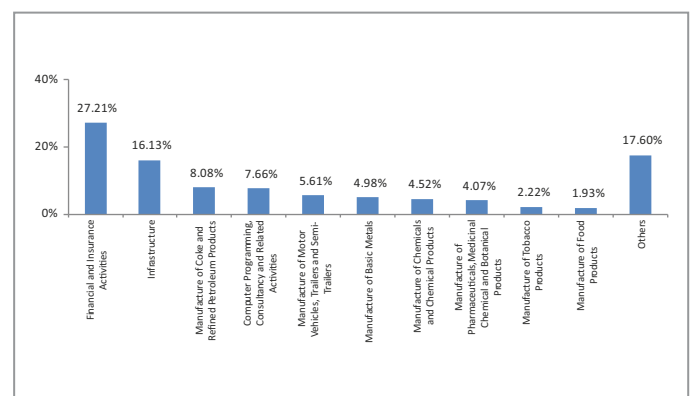
Asset Class



Rating Profile



Top 10 Sectors



Note : 'Financial & insurance activities' sector includes exposure to 'Fixed Deposits' & 'Certificate of Deposits'. Central Government Securities (including TREPS).

Performance

Period	1 Month	6 Months	1 Year	2 Years	3 Years	4 Years	5 Years	7 Years	10 Years	Inception
Fund	-1.16%	-8.41%	-	-	-	-	-	-	-	-3.76%
Benchmark	-1.16%	-7.96%	-	-	-	-	-	-	-	-3.99%

Returns less than or equal to 1 year are absolute. Returns greater than 1 year are compounded annualised growth rate (CAGR). Past performance is not indicative of future performance

May 2026

Group Asset Allocation Fund

Fund Objective

To realize a level of total income, including current income and capital appreciation, which is consistent with reasonable investment risk. The investment strategy will involve a flexible policy for allocating assets among equities, bonds and cash. The fund strategy will be to adjust the mix between these asset classes to capitalize on the changing financial markets and economic conditions.

Portfolio Allocation

	Stated (%)	Actual (%)
Govt. and Govt. approved Securities	0 - 50	14.92
Corporate bonds	0 - 50	10.01
Money market and other liquid assets	0 - 40	2.07
Infrastructure sector as defined by the IRDA	0 - 40	4.33
Listed equities	0 - 100	68.23
Net Current Assets*		0.44
Total		100.00

*Net current asset represents net of receivables and payables for investments held.

Portfolio

Company/Issuer	Exposure (%)
Equity	68.23%
ICICI Bank Ltd	7.29%
Reliance Industries Ltd	5.54%
HDFC Bank Ltd	5.41%
Bharti Airtel Ltd	4.25%
UltraTech Cement Ltd	3.26%
State Bank of India	2.95%
Coal India Ltd	2.89%
LG Electronics India Ltd	2.53%
Axis Bank Ltd	2.40%
Maruti Suzuki India Ltd	2.34%
Others	29.37%
Corporate Bond	12.09%
6.80% National Housing Bank (U) NCD (MD 02/04/2032)	7.27%
7.68% NABARD (U) NCD (MD 30/04/2029)	1.90%
7.37% IRFC Ltd Series 181 (U) NCD (MD 31/07/2029)	1.13%
10.63% IOT Series IV-STRIP-6 (S) NCD (MD 20/09/2028)	0.94%
7.58% LIC HF Ltd (S) NCD (MD 23/03/2035) (P 24/08/2027)	0.48%
6.66% NABARD (U) NCD (MD 12/10/2028)	0.37%
Sovereign	14.92%
6.36% GOI (MD 16/02/2031)	5.15%
6.48% GOI (MD 06/10/2035)	4.99%
6.77% Maharashtra SDL (MD 25/02/2030)	3.74%
6.90% GOI (MD 15/04/2065)	1.04%
Money Market, Deposits & Other	4.76%
Total	100.00%

Fund Details

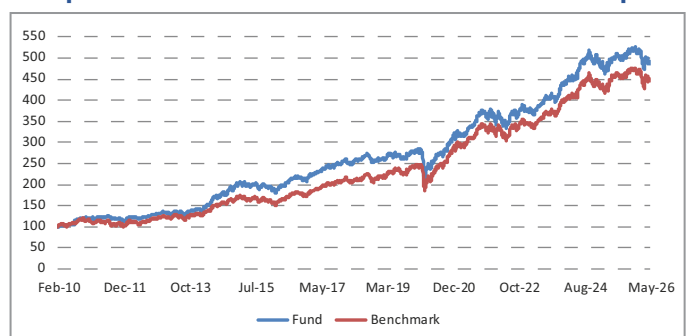
Description	
SFIN Number	ULGF00926/02/10GRASSALLOC116
Launch Date	25-Feb-10
Face Value	10
Risk Profile	High
Benchmark	CRISIL Balanced Fund – Aggressive Index
Fund Manager Name	Abhay Moghe, Ameya Deshpande
Number of funds managed by fund manager:	Abhay Moghe Ameya Deshpande
Equity	33
Debt	- 12
Hybrid	10 10
NAV as on 29-May-2026	48.7424
AUM (Rs. Cr)*	52.45
Equity (Rs. Cr)	35.79
Debt (Rs. Cr)	16.43
Net current asset (Rs. Cr)	0.23

*AUM is excluding the last day unitisation.

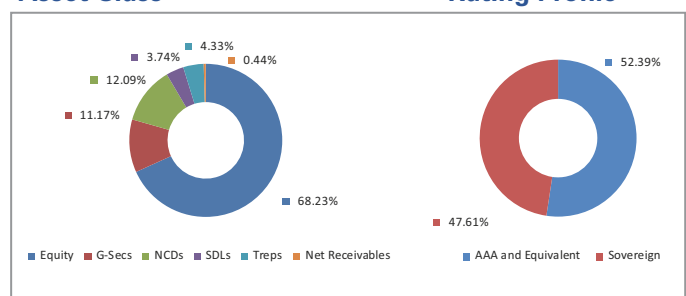
Quantitative Indicators

Modified Duration in Years	3.91
Average Maturity in Years	5.77
Yield to Maturity in %	7.13

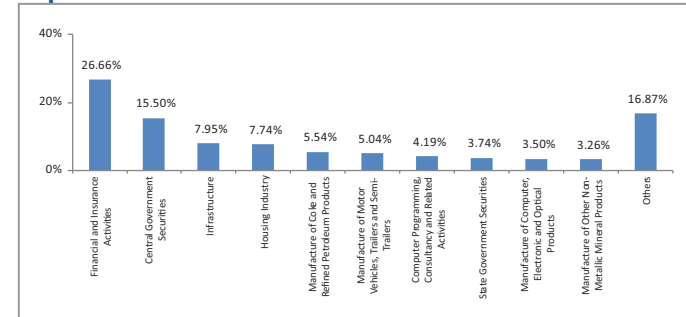
Lumpsum Investment Growth of ₹100 Since Inception



Asset Class



Top 10 Sectors



Note : 'Financial & insurance activities' sector includes exposure to 'Fixed Deposits' & 'Certificate of Deposits'. Central Government Securities (including TREPS).

Performance

Period	1 Month	6 Months	1 Year	2 Years	3 Years	4 Years	5 Years	7 Years	10 Years	Inception
Fund	-1.32%	-6.69%	-2.23%	3.13%	7.71%	8.48%	7.99%	8.59%	9.12%	10.23%
Benchmark	-1.14%	-6.20%	-2.24%	3.59%	7.71%	8.55%	7.75%	9.50%	10.14%	9.62%

Returns less than or equal to 1 year are absolute. Returns greater than 1 year are compounded annualised growth rate (CAGR). Past performance is not indicative of future performance

May 2026

Stable Gain Fund

Fund Objective

To provide moderate risk with moderate returns.

Portfolio Allocation

	Stated (%)	Actual (%)
Equity and Equity Related	0 - 35	33.83
Debt and Debt related securities Cash & Money		
Market incl. FD, Mutual Funds	65 - 100	66.17
Total		100.00

*Net current asset represents net of receivables and payables for investments held.

Portfolio

Company/Issuer	Exposure (%)
Equity	33.83%
Reliance Industries Ltd	3.02%
HDFC Bank Ltd	2.90%
Bharti Airtel Ltd	2.24%
ICICI Bank Ltd	2.21%
Infosys Ltd	1.47%
State Bank of India	1.24%
Axis Bank Ltd	1.23%
Larsen & Toubro Ltd	1.04%
Mahindra & Mahindra Ltd	0.82%
Shriram Finance Ltd	0.74%
Others	16.93%
Corporate Bond	29.60%
7.64% RECL Ltd (U) NCD Series 231-A (MD 30/04/2027)	3.79%
7.63% Grasim Industries Series22-23-II NCD(U)(MD 01/12/2027)	3.03%
7.46% IRFC Ltd Series - 178 (U) NCD (MD 18/06/2029)	2.26%
7.34% SIDBI Series III (U) NCD (MD 26/02/2029)	1.88%
7.70% NABARD NCD Series 25A (U)(MD 30/09/2027)	1.82%
7.59% National Housing Bank (U) NCD (MD 14/07/2027)	1.52%
7.68% NABARD (U) NCD (MD 30/04/2029)	1.51%
7.45% IRFC Ltd Series 172B (U) NCD (MD 13/10/2028)	1.51%
7.22% National Housing Bank (U) NCD (MD 23/07/2026)	1.37%
8.55% HDFC Bank Ltd (S) NCD (MD 27/03/2029)	1.24%
Others	9.68%
Sovereign	30.53%
6.68% GOI (MD 07/07/2040)	9.88%
6.90% GOI (MD 15/04/2065)	8.45%
6.79% GOI (MD 30/12/2031)	3.79%
6.36% GOI (MD 16/02/2031)	2.98%
7.24% GOI (MD 18/08/2055)	1.74%
7.31% Karnataka SDL (MD 04/09/2033)	1.27%
7.62% TAMILNADU SDL (MD 04/01/2033)	0.76%
7.60% Karnataka SDL (MD 04/01/2033)	0.61%
7.54% Maharashtra SDL (MD 04/02/2037)	0.45%
7.32% GOI (MD 13/11/2030)	0.37%
Others	0.24%
Money Market, Deposits & Other	6.03%
Total	100.00%

Fund Details

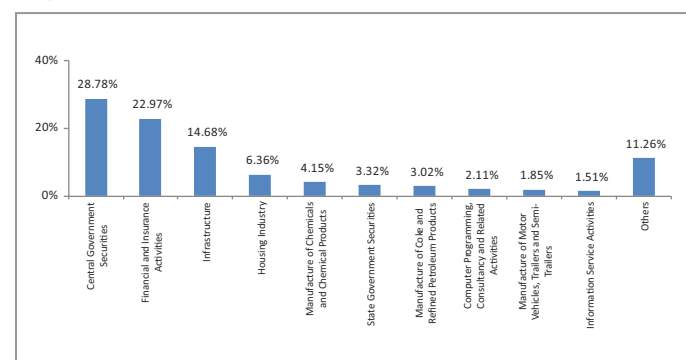
Description	
SFIN Number	ULGF00115/09/04STABLEFUND116
Launch Date	31-Oct-04
Face Value	10
Risk Profile	Moderate
Benchmark	-
Fund Manager Name	Sujit Jain, Ameya Deshpande
Number of funds managed by fund manager:	Sujit Jain Ameya Deshpande
Equity	1 -
Debt	- 12
Hybrid	2 10
NAV as on 29-May-2026	67.3075
AUM (Rs. Cr)*	657.77
Equity (Rs. Cr)	222.55
Debt (Rs. Cr)	419.74
Net current asset (Rs. Cr)	15.48

*AUM is excluding the last day unitisation.

Quantitative Indicators

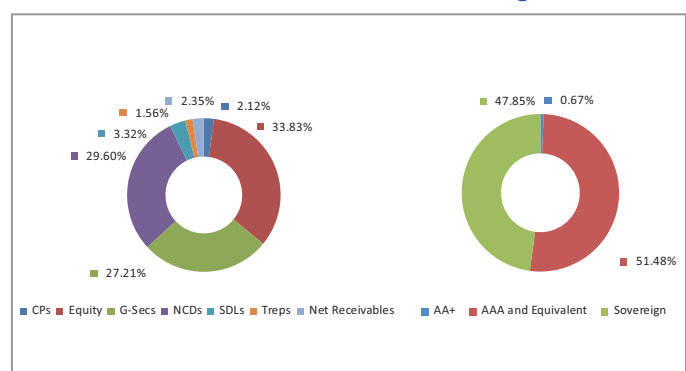
Modified Duration in Years	4.96
Average Maturity in Years	10.22
Yield to Maturity in %	7.53

Top 10 Sectors



Note : 'Financial & insurance activities' sector includes exposure to 'Fixed Deposits' & 'Certificate of Deposits'. Central Government Securities (including TREPS).

Asset Class



Rating Profile

Performance

Period	1 Month	6 Months	1 Year	2 Years	3 Years	4 Years	5 Years	7 Years	10 Years	Inception
Fund	-0.46%	-4.24%	-3.00%	3.26%	5.67%	6.58%	5.82%	6.79%	7.63%	9.23%
Benchmark	-	-	-	-	-	-	-	-	-	-

Returns less than or equal to 1 year are absolute. Returns greater than 1 year are compounded annualised growth rate (CAGR). Past performance is not indicative of future performance

May 2026

Secure Gain Fund

Fund Objective

To provide very low principal risk with stable returns.

Portfolio Allocation

	Stated (%)	Actual (%)
Equity and Equity Related	0 - 20	19.62
Debt and Debt related securities, Cash & Money		
Market incl. FD, Mutual Funds	80 - 100	80.38
Total		100.00

*Net current asset represents net of receivables and payables for investments held.

Portfolio

Company/Issuer	Exposure (%)
Equity	19.62%
Reliance Industries Ltd	1.71%
HDFC Bank Ltd	1.62%
ICICI Bank Ltd	1.33%
Bharti Airtel Ltd	1.30%
Infosys Ltd	0.84%
State Bank of India	0.74%
Axis Bank Ltd	0.68%
Mahindra & Mahindra Ltd	0.50%
Shriram Finance Ltd	0.43%
Larsen & Toubro Ltd	0.40%
Others	10.05%
Corporate Bond	38.85%
7.37% IRFC Ltd Series 181 (U) NCD (MD 31/07/2029)	2.50%
7.46% IRFC Ltd Series - 178 (U) NCD (MD 18/06/2029)	2.07%
6.61% PFC Ltd Series 250A (U) NCD (MD 15/07/2028)	1.95%
7.63% Grasim Industries Series22-23-II NCD(U)(MD 01/12/2027)	1.91%
7.75% LIC HF Ltd Tr.444 (S) NCD (MD 23/08/2029)	1.84%
7.49% SIDBI Series VIII(U) NCD (MD 11/06/2029)	1.78%
7.66% LIC HF Ltd Tr. 451 (S) NCD (MD 11/12/2029)	1.40%
6.66% NABARD (U) NCD (MD 12/10/2028)	1.39%
6.66% SIDBI NCD SERIES I (U) (MD 25/10/2028)	1.39%
7.35% EXIM Bank Series AA02 (U) NCD (MD 27/07/2028)	1.35%
Others	21.26%
Sovereign	34.95%
6.90% GOI (MD 15/04/2065)	9.48%
6.68% GOI (MD 07/07/2040)	6.83%
6.36% GOI (MD 16/02/2031)	4.08%
6.48% GOI (MD 06/10/2035)	3.64%
7.24% GOI (MD 18/08/2055)	2.69%
6.94% GOI (MD 11/05/2036)	2.46%
7.08% Karnataka SDL (MD 16/10/2034)	0.95%
7.31% Karnataka SDL (MD 04/09/2033)	0.91%
7.54% Maharashtra SDL (MD 04/02/2037)	0.64%
6.68% GOI (MD 27/01/2033)	0.54%
Others	2.73%
Money Market, Deposits & Other	6.58%
Total	100.00%

Fund Details

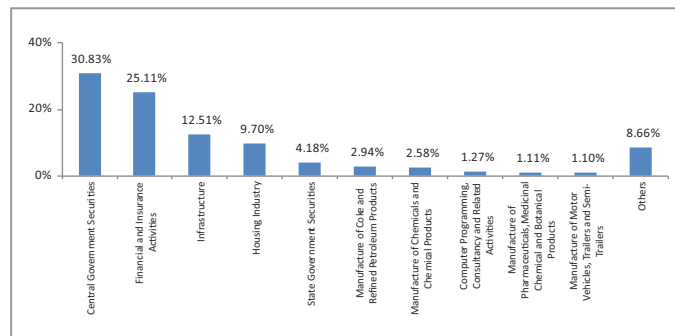
Description		
SFIN Number	ULGF00215/10/04SECUREFUND116	
Launch Date	15-Oct-04	
Face Value	10	
Risk Profile	Moderate	
Benchmark	-	
Fund Manager Name	Sujit Jain, Ameya Deshpande	
Number of funds managed by fund manager:	Sujit Jain	Ameya Deshpande
Equity	1	-
Debt	-	12
Hybrid	2	10
NAV as on 29-May-2026	59.5202	
AUM (Rs. Cr)*	4060.97	
Equity (Rs. Cr)	796.74	
Debt (Rs. Cr)	3161.76	
Net current asset (Rs. Cr)	102.47	

*AUM is excluding the last day unitisation.

Quantitative Indicators

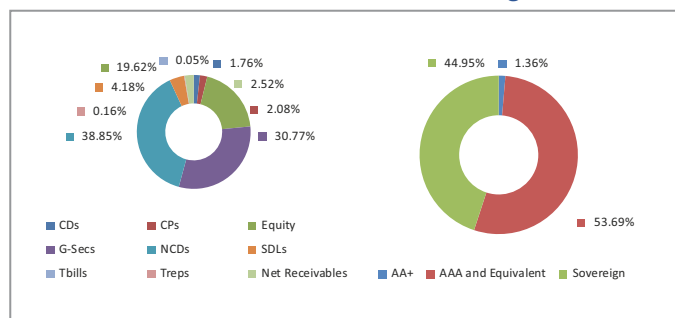
Modified Duration in Years	4.94
Average Maturity in Years	9.90
Yield to Maturity in %	7.54

Top 10 Sectors



Note: 'Financial & insurance activities' sector includes exposure to 'Fixed Deposits' & 'Certificate of Deposits'. Central Government Securities (including TREPSS).

Asset Class



Rating Profile

Performance

Period	1 Month	6 Months	1 Year	2 Years	3 Years	4 Years	5 Years	7 Years	10 Years	Inception
Fund	-0.19%	-2.25%	-1.48%	4.16%	5.80%	6.53%	5.59%	6.43%	7.28%	8.59%
Benchmark	-	-	-	-	-	-	-	-	-	-

Returns less than or equal to 1 year are absolute. Returns greater than 1 year are compounded annualised growth rate (CAGR). Past performance is not indicative of future performance

May 2026

Group Balanced Gain Fund-II

Fund Objective

To provide capital appreciation with reasonable risk by investing in a suitable mix of debt and equities.

Portfolio Allocation

	Stated (%)	Actual (%)
Equity	0 - 80	11.61
Debt and debt related Securities incl. Fixed deposit	20 - 80	59.17
Money market instruments, Cash, Mutual funds	0 - 40	27.65
Net Current Assets*		1.58
Total		100.00

*Net current asset represents net of receivables and payables for investments held.

Portfolio

Company/Issuer	Exposure (%)
Equity	11.61%
Dr Reddys Laboratories Ltd	2.43%
Bharti Airtel Ltd	2.32%
Maruti Suzuki India Ltd	1.78%
HDFC Bank Ltd	1.71%
Hero MotoCorp Ltd	1.28%
Infosys Ltd	1.24%
Tata Consultancy Services Ltd	0.84%
Sovereign	59.17%
7.25% Gujarat SDL (MD 09/03/2032)	22.01%
7.12% Maharashtra SDL (MD 05/02/2036)	12.18%
7.17% GOI (MD 08/01/2028)	11.54%
6.68% GOI (MD 07/07/2040)	10.56%
6.48% GOI (MD 06/10/2035)	2.88%
Money Market, Deposits & Other	29.23%
Total	100.00%

Fund Details

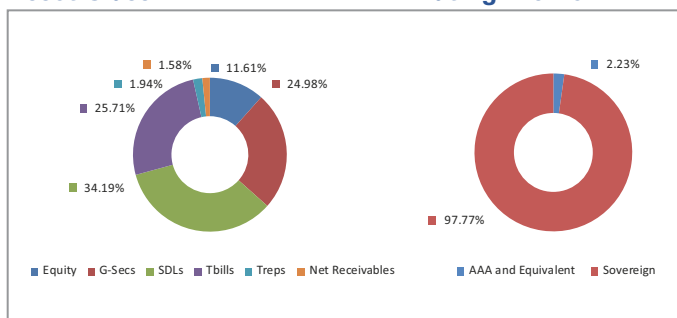
Description		
SFIN Number	ULGF02402/03/15GRBALCGA02116	
Launch Date	04-Jun-20	
Face Value	10	
Risk Profile	High	
Benchmark	Crisil Balanced Fund Index	
Fund Manager Name	Abhay Moghe, Ameya Deshpande	
Number of funds managed by fund manager:	Abhay Moghe	Ameya Deshpande
Equity	33	
Debt	-	12
Hybrid	10	10
NAV as on 29-May-2026	16.9247	
AUM (Rs. Cr)*	6.70	
Equity (Rs. Cr)	0.78	
Debt (Rs. Cr)	5.82	
Net current asset (Rs. Cr)	0.11	

*AUM is excluding the last day unitisation.

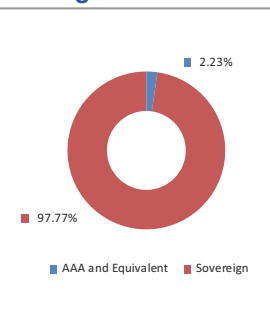
Quantitative Indicators

Modified Duration in Years	3.68
Average Maturity in Years	5.18
Yield to Maturity in %	6.67

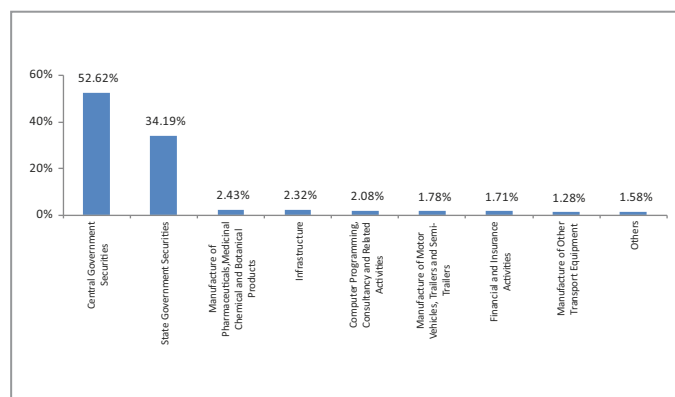
Asset Class



Rating Profile



Top 10 Sectors



Note : 'Financial & insurance activities' sector includes exposure to 'Fixed Deposits' & 'Certificate of Deposits'. Central Government Securities (including TREPS).

Performance

Period	1 Month	6 Months	1 Year	2 Years	3 Years	4 Years	5 Years	7 Years	10 Years	Inception
Fund	-0.19%	-1.72%	2.17%	6.56%	8.74%	9.22%	8.18%	-	-	9.19%
Benchmark	-1.14%	-6.20%	-2.24%	3.59%	7.71%	8.55%	7.75%	-	-	12.13%

** During the period of Feb 2018 - May 2020 scheme AUM was Nil. Return is from 04th June 2020

Returns less than or equal to 1 year are absolute. Returns greater than 1 year are compounded annualised growth rate (CAGR). Past performance is not indicative of future performance

May 2026

Group Debt Fund

Fund Objective

To provide stable returns through investment in various fixed income securities.

Portfolio Allocation

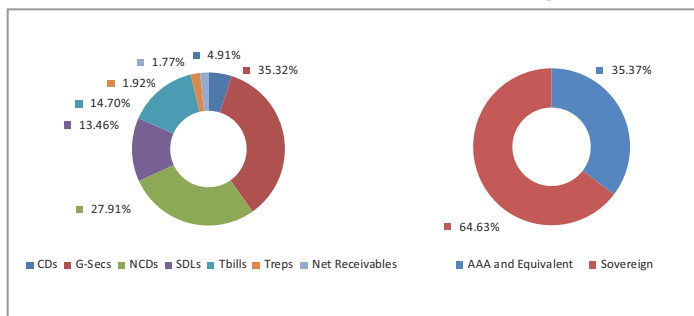
	Stated (%)	Actual (%)
Govt. and Govt. approved Securities	0 - 100	48.78
Corporate bonds	0 - 100	27.91
Money market and other liquid assets	0 - 40	21.53
Listed equities - NIL		-
Net Current Assets*		1.77
Total		100.00

*Net current asset represents net of receivables and payables for investments held.

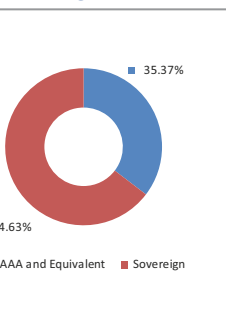
Portfolio

Company/Issuer	Exposure (%)
Corporate Bond	27.91%
7.80% HDFC Bank Ltd (U) NCD (MD 03/05/2033)	7.01%
7.35% EXIM Bank Series AA02 (U) NCD (MD 27/07/2028)	6.50%
7.49% SIDBI Series VIII(U) NCD (MD 11/06/2029)	3.87%
7.22% National Housing Bank (U) NCD (MD 23/07/2026)	2.11%
7.58% LIC HF Ltd (S) NCD (MD 23/03/2035) (P 24/08/2027)	1.95%
7.63% Grasim Industries Series22-23-II NCD(U)(MD 01/12/2027)	1.56%
6.66% SIDBI NCD SERIES I (U) (MD 25/10/2028)	1.52%
6.66% NABARD (U) NCD (MD 12/10/2028)	1.52%
8.05% HDFC Bank LTD (S) NCD (MD 22/10/2029)	0.79%
8.75% Bajaj Finance Ltd (U) NCD (MD 14/08/2026)	0.63%
Others	0.47%
Sovereign	48.78%
6.68% GOI (MD 07/07/2040)	14.51%
6.90% GOI (MD 15/04/2065)	9.33%
6.36% GOI (MD 16/02/2031)	6.13%
6.77% Maharashtra SDL (MD 25/02/2030)	4.60%
6.61% Gujarat SDL (MD 07/05/2032)	4.47%
7.24% GOI (MD 18/08/2055)	3.72%
7.31% Karnataka SDL (MD 04/09/2033)	1.99%
6.48% GOI (MD 06/10/2035)	1.63%
7.60% Karnataka SDL (MD 04/01/2033)	1.17%
7.54% Maharashtra SDL (MD 04/02/2037)	1.00%
Others	0.23%
Money Market, Deposits & Other	23.30%
Total	100.00%

Asset Class



Rating Profile



Performance

Period	1 Month	6 Months	1 Year	2 Years	3 Years	4 Years	5 Years	7 Years	10 Years	Inception
Fund	0.23%	0.40%	0.57%	5.54%	5.96%	6.38%	5.40%	5.78%	6.38%	7.86%
Benchmark	0.26%	0.75%	2.08%	6.20%	6.40%	7.00%	5.70%	6.79%	7.14%	7.40%

Returns less than or equal to 1 year are absolute. Returns greater than 1 year are compounded annualised growth rate (CAGR). Past performance is not indicative of future performance

Fund Details

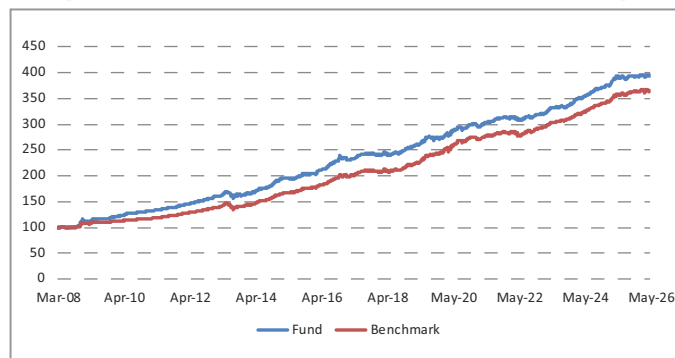
Description	
SFIN Number	ULFG00426/03/08GRDEBTFUND116
Launch Date	26-Mar-08
Face Value	10
Risk Profile	Low
Benchmark	CRISIL Composite Bond Fund Index
Fund Manager Name	Ameya Deshpande
Number of funds managed by fund manager:	
Equity	-
Debt	12
Hybrid	10
NAV as on 29-May-2026	39.5688
AUM (Rs. Cr)*	64.04
Equity (Rs. Cr)	-
Debt (Rs. Cr)	62.91
Net current asset (Rs. Cr)	1.14

*AUM is excluding the last day unitisation.

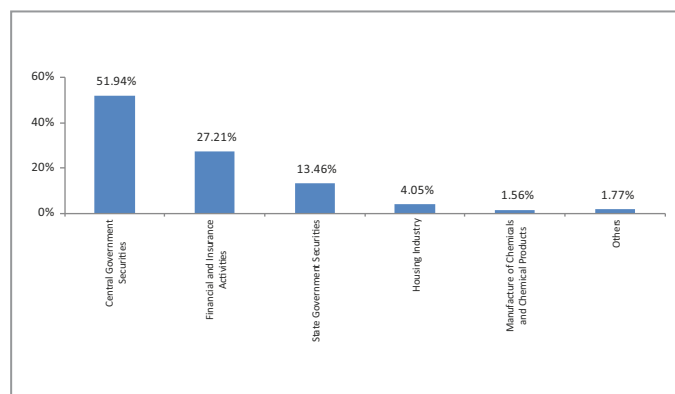
Quantitative Indicators

Modified Duration in Years	4.68
Average Maturity in Years	9.15
Yield to Maturity in %	7.12

Lumpsum Investment Growth of ₹100 Since Inception



Top 10 Sectors



Note : 'Financial & insurance activities' sector includes exposure to 'Fixed Deposits' & 'Certificate of Deposits'. Central Government Securities (including TREPS).

May 2026

Group Debt Fund-II

Fund Objective

To provide stable returns through investment in various fixed income securities.

Portfolio Allocation

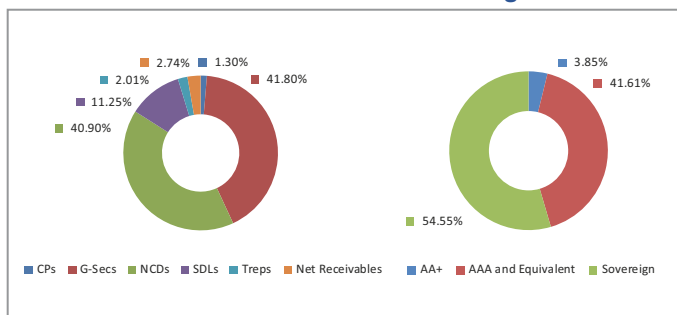
	Stated (%)	Actual (%)
Debt and Debt related securities incl. FD	40 - 100	93.95
Money Market instrument	0 - 60	3.31
Net Current Assets*		2.74
Total		100.00

*Net current asset represents net of receivables and payables for investments held.

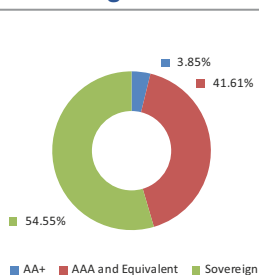
Portfolio

Company/Issuer	Exposure (%)
Corporate Bond	40.90%
7.70% NABARD NCD Series 25A (U)(MD 30/09/2027)	5.31%
7.45% PFC Ltd Series 248B (U) NCD (MD 15/07/2028)	4.20%
7.99% LIC HF Ltd (S) NCD (MD 12/07/2029)	2.12%
7.835% LIC HF Ltd (S) NCD (MD 11/05/2027)	2.11%
7.75% SIDBI NCD Series VII (U) (MD 10/06/2027)	2.11%
7.68% SIDBI NCD SERIES I (U) (MD 10/09/2027)	2.11%
7.74% LICHF Ltd. NCD Tr. 445 Option II (S) (MD 11/02/2028)	2.11%
7.64% RECL Ltd (U) NCD Series 231-A (MD 30/04/2027)	2.11%
7.65% HDB Financial Services Ltd (S) NCD (MD 10/09/2027)	2.11%
7.55% PFC 2027 BS 238 (U) NCD (MD 15/04/2027)	2.11%
Others	14.50%
Sovereign	53.05%
6.90% GOI (MD 15/04/2065)	11.55%
6.68% GOI (MD 07/07/2040)	8.14%
6.36% GOI (MD 16/02/2031)	7.47%
6.94% GOI (MD 11/05/2036)	4.22%
7.25% Karnataka SDL (MD 25/03/2031)	4.19%
6.48% GOI (MD 06/10/2035)	4.11%
7.25% Karnataka SDL (MD 18/08/2033)	2.89%
7.24% GOI (MD 18/08/2055)	2.82%
7.29% Gujarat SDL (MD 30/03/2032)	2.08%
6.68% GOI (MD 27/01/2033)	1.07%
Others	4.51%
Money Market, Deposits & Other	6.05%
Total	100.00%

Asset Class



Rating Profile



Performance

Period	1 Month	6 Months	1 Year	2 Years	3 Years	4 Years	5 Years	7 Years	10 Years	Inception
Fund	0.25%	0.27%	0.82%	5.60%	5.98%	6.40%	5.43%	5.85%	6.47%	7.23%
Benchmark	0.26%	0.75%	2.08%	6.20%	6.40%	7.00%	5.70%	6.79%	7.14%	7.91%

Returns less than or equal to 1 year are absolute. Returns greater than 1 year are compounded annualised growth rate (CAGR). Past performance is not indicative of future performance

Fund Details

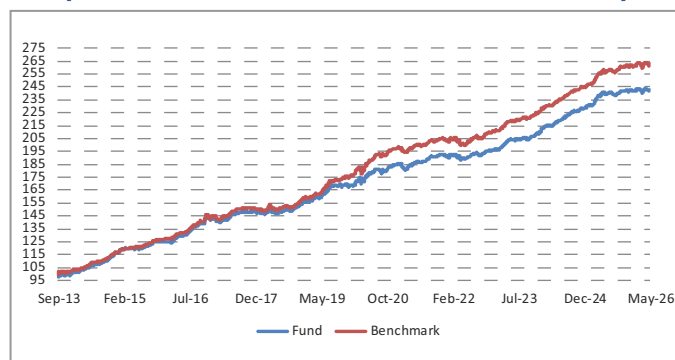
Description	
SFIN Number	ULGF01924/06/13GRDEBTFU02116
Launch Date	13-Sep-13
Face Value	10
Risk Profile	Low
Benchmark	CRISIL Composite Bond Fund Index
Fund Manager Name	Ameya Deshpande
Number of funds managed by fund manager:	
Equity	-
Debt	12
Hybrid	10
NAV as on 29-May-2026	24.2958
AUM (Rs. Cr)*	1182.62
Equity (Rs. Cr)	-
Debt (Rs. Cr)	1150.19
Net current asset (Rs. Cr)	32.43

*AUM is excluding the last day unitisation.

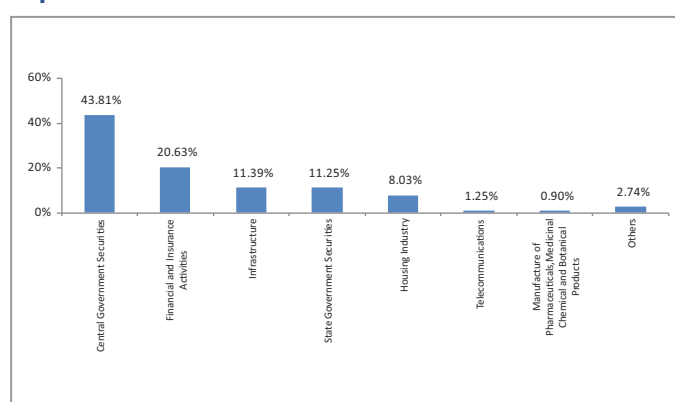
Quantitative Indicators

Modified Duration in Years	4.97
Average Maturity in Years	9.70
Yield to Maturity in %	7.48

Lumpsum Investment Growth of ₹100 Since Inception



Top 10 Sectors



Note : 'Financial & insurance activities' sector includes exposure to 'Fixed Deposits' & 'Certificate of Deposits'. Central Government Securities (including TREPS).

May 2026

Group Debt Fund-III

Fund Objective

To provide stable returns through investment in various fixed income securities.

Portfolio Allocation

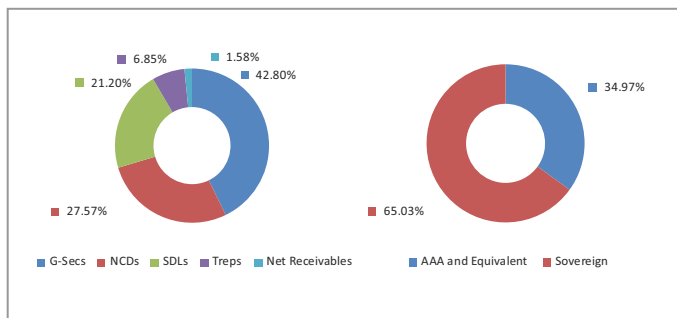
	Stated (%)	Actual (%)
Debt and debt related securities incl. Fixed deposits	60 - 100	91.57
Money market instruments, Cash, Mutual funds	0 - 40	6.85
Net Current Assets*		1.58
Total		100.00

*Net current asset represents net of receivables and payables for investments held.

Portfolio

Company/Issuer	Exposure (%)
Corporate Bond	27.57%
7.80% HDFC Bank Ltd (U) NCD (MD 03/05/2033)	5.87%
7.35% EXIM Bank Series AA02 (U) NCD (MD 27/07/2028)	4.16%
7.45% IRFC Ltd Series 172B (U) NCD (MD 13/10/2028)	3.08%
7.37% IRFC Ltd Series 181 (U) NCD (MD 31/07/2029)	2.49%
6.80% National Housing Bank (U) NCD (MD 02/04/2032)	2.20%
7.58% LIC HF Ltd (S) NCD (MD 23/03/2035) (P 24/08/2027)	2.09%
7.49% SIDBI Series VIII(U) NCD (MD 11/06/2029)	1.67%
6.66% NABARD (U) NCD (MD 12/10/2028)	1.64%
6.65% IRFC Ltd Series 190 (U) NCD (MD 20/05/2030)	1.61%
8.05% HDFC Bank LTD (S) NCD (MD 22/10/2029)	0.84%
Others	1.91%
Sovereign	64.00%
6.36% GOI (MD 16/02/2031)	18.97%
6.90% GOI (MD 15/04/2065)	12.67%
6.77% Maharashtra SDL (MD 25/02/2030)	12.37%
6.48% GOI (MD 06/10/2035)	7.78%
6.61% Gujarat SDL (MD 07/05/2032)	4.00%
7.31% Karnataka SDL (MD 04/09/2033)	2.47%
7.24% GOI (MD 18/08/2055)	1.88%
6.68% GOI (MD 07/07/2040)	1.51%
7.54% Maharashtra SDL (MD 04/02/2037)	0.99%
7.60% Karnataka SDL (MD 04/01/2033)	0.73%
Others	0.63%
Money Market, Deposits & Other	8.43%
Total	100.00%

Asset Class



Performance

Period	1 Month	6 Months	1 Year	2 Years	3 Years	4 Years	5 Years	7 Years	10 Years	Inception
Fund	0.21%	0.14%	0.43%	5.30%	5.78%	6.26%	5.27%	5.81%	-	5.86%
Benchmark	0.26%	0.75%	2.08%	6.20%	6.40%	7.00%	5.70%	6.79%	-	6.78%

Returns less than or equal to 1 year are absolute. Returns greater than 1 year are compounded annualised growth rate (CAGR). Past performance is not indicative of future performance

Fund Details

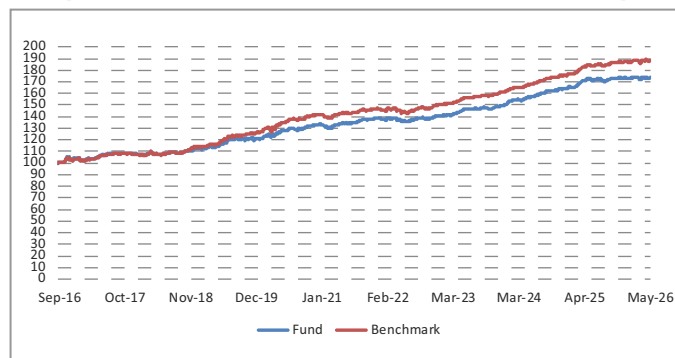
Description	
SFIN Number	ULGF02202/03/15GRDEBTU03116
Launch Date	29-Sep-16
Face Value	10
Risk Profile	Low
Benchmark	CRISIL Composite Bond Index
Fund Manager Name	Ameya Deshpande
Number of funds managed by fund manager:	
Equity	-
Debt	12
Hybrid	10
NAV as on 29-May-2026	17.3467
AUM (Rs. Cr)*	119.04
Equity (Rs. Cr)	-
Debt (Rs. Cr)	117.16
Net current asset (Rs. Cr)	1.88

*AUM is excluding the last day unitisation.

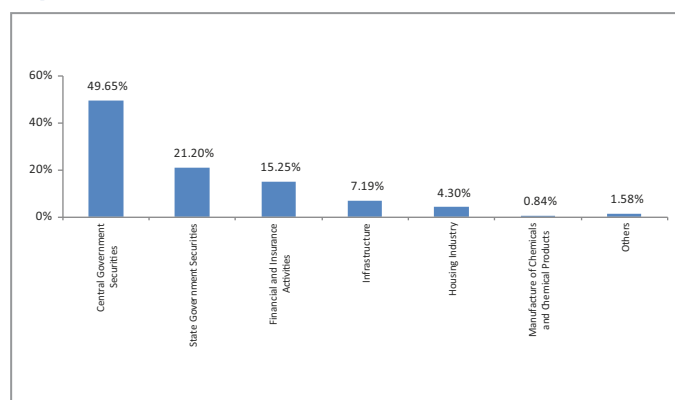
Quantitative Indicators

Modified Duration in Years	4.93
Average Maturity in Years	9.56
Yield to Maturity in %	7.29

Lumpsum Investment Growth of ₹100 Since Inception



Top 10 Sectors



Note: 'Financial & insurance activities' sector includes exposure to 'Fixed Deposits' & 'Certificate of Deposits'. Central Government Securities (including TREPS).

May 2026

Group Liquid Fund-II

Fund Objective

To provide stable returns through investment in various fixed deposits, money market instruments and short term debt instruments.

Portfolio Allocation

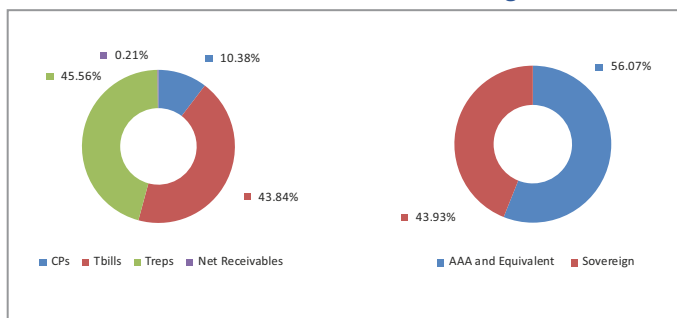
	Stated (%)	Actual (%)
Debt and Debt related securities incl. FD Cash, Mutual Funds	0 - 60	-
Money Market instrument	40 - 100	99.79
Net Current Assets [#]		0.21
Total		100.00

[#]Net current asset represents net of receivables and payables for investments held.

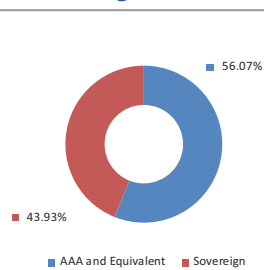
Portfolio

Company/Issuer	Exposure (%)
Money Market, Deposits & Other	100.00%
Total	100.00%

Asset Class



Rating Profile



Fund Details

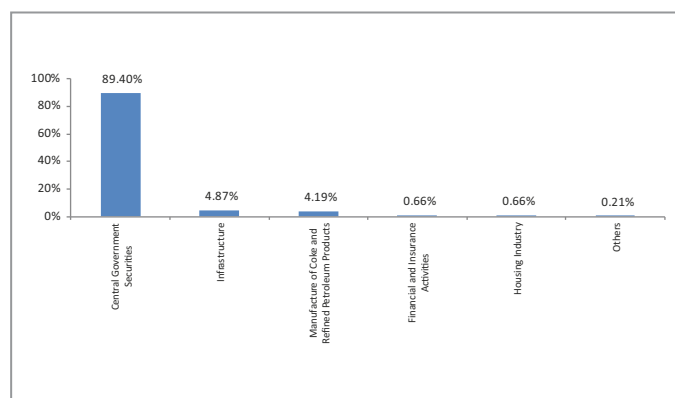
Description	
SFIN Number	ULGF02124/06/13GRLIQUFU02116
Launch Date	13-Sep-13
Face Value	10
Risk Profile	Very Low
Benchmark	CRISIL Liquid Fund Index
Fund Manager Name	Ameya Deshpande
Number of funds managed by fund manager:	
Equity	-
Debt	12
Hybrid	10
NAV as on 29-May-2026	16.6905
AUM (Rs. Cr)*	7.13
Equity (Rs. Cr)	-
Debt (Rs. Cr)	7.12
Net current asset (Rs. Cr)	0.02

*AUM is excluding the last day unitisation.

Quantitative Indicators

Modified Duration in Years	0.24
Average Maturity in Years	0.25
Yield to Maturity in %	5.53

Top 10 Sectors



Note : 'Financial & insurance activities' sector includes exposure to 'Fixed Deposits' & 'Certificate of Deposits'. Central Government Securities (including TREPS).

Performance

Period	1 Month	6 Months	1 Year	2 Years	3 Years	4 Years	5 Years	7 Years	10 Years	Inception
Fund	0.37%	2.40%	5.14%	5.69%	6.02%	5.89%	5.24%	4.84%	3.45%	4.11%
Benchmark	0.47%	2.98%	5.96%	6.58%	6.82%	6.72%	6.11%	5.76%	6.19%	6.74%

Returns less than or equal to 1 year are absolute. Returns greater than 1 year are compounded annualised growth rate (CAGR). Past performance is not indicative of future performance

BEWARE OF SPURIOUS PHONE CALLS AND FICTITIOUS / FRADULENT OFFERS -

IRDAI is not involved in activities like selling insurance policies, announcing bonus or investment of premiums. Public receiving such phone calls are requested to lodge a police complaint.

Bajaj Life Insurance Limited (Formerly known as Bajaj Allianz Life Insurance Company Limited)

Regd. Office Address: Bajaj Insurance House, Airport Road, Yerawada, Pune – 411006 IRDAI Reg.No.: 116 CIN : U66010PN2001PLC015959
Mail us: customer-care@bajajlife.com Call on: Customer Care No. 020-6712 1212. The Logo of Bajaj Life Insurance Limited is provided on the basis of license given by Bajaj Finserv Ltd. to use its "Bajaj" Logo.

Past performance is not indicative of future performance.